


Meisinger
since
1888



MEISINGER MATERIALS PREP AND POLISH GUIDE



Bring your
CAD / CAM
restorations
up to a high-shine
finish ...

... with the
MEISINGER polishing systems
Quality that catches the eye



CONTENT

CAD/CAM Material at a glance		2-3
PREPARATION		
DDA01	CEREC® Kit Digital Dental Academy	4
TA001	CEREC® Asia Prep Kit	5
2565	Occlusal Reduction Kit, according to Athas N. Kometas, DMD	6
2565T	Tapered Occlusal Reduction Kit	7
BC02	Black Cobra Crown Preparation Kit	8
JK02	The Klim Institute Prep and Finishing Kit, according to James Klim, DDS	9
SC02	CAD/CAM Prep Kit	10
POLISHING		
All Ceramics		
CCK01	Chard Advanced Dentistry CAD/CAM Ceramic Characterisation Kit	11
LUS05, LUS06	LUSTER® Twist Kits	12-13
JK03	LUSTER® CAD/CAM Lab Kit, according to James Klim, DDS	14
SC01	CAD/CAM Finishing Kit	15
Silicate Ceramics		
LUS80, LUS100	LUSTER® for Lithium Disilicate	16-17
GC01, GC02	Twist Polisher Kits for Silicate Ceramics	20-21
Zirconia		
LUS85, LUS91	LUSTER® for Zirconia	22-23
GC03, GC04	Twist Polisher Kits for Zirconia Ceramics	26-27
GC07	Adjusting and Polishing for Pre & Post Sintered Zirconia	
	Extraoral Kit, according to Greg Campbell, DDS	28-29
5901	Zirkon Diamond Kit	30
2670	Zirkon Master Kit	31
Zirconium reinforced Lithium Silicate (ZLS)		
LUS03, LUS04	LUSTER® for Zirconium reinforced Lithium Silicate (ZLS)	32-33
Hybrid Ceramics & Composites		
LUS01, LUS02	LUSTER® for Hybrid Ceramics	34-35
2663	Twist Polishing Kit for Composites	36-37
GC05, GC06	Twist Polisher Kits for Hybrid Ceramics	38-39
LUS66	LUSTER® for Composite Finishing Kit	40
SF10, SF14	Super Flexible Discs Assortment Packs	41
Porcelain / Feldspath Ceramics		
JK01	LUSTER® Intraoral Polishing Kit, according to James Klim, DDS	42
1470, 1471	Ceramics Polishing Kits	43
LUS30, LUS41	LUSTER® Porcelain Polishing Kits	44-45
Acrylic & Temporary Materials		
2638	Acrylic Adjustment Kit	46
BC03	Black Cobra Temporization Kit	47
PMMA1	PMMA/PEEK Adjusting and Polishing Kit	48
VAL01	Flexible Acrylic Adjusting and Polishing Kit	49
Miscellaneous		
BC04	Black Cobra Complete Crown Removal Kit	50-51
DPS1/DPS2, DP2/DP4	LUSTER® Paste	52
DP2Z	LUSTER® Zirconia Paste	53
2530	Fuzzies Assortment Kit	54
KI030	Portable Micromotor	55
Flexible Polishers		
		56-69
Speed recommendations		
		70-81

CAD/CAM Material at a glance

Selection of some providers of restorative materials

	Zirconia	Silicate Ceramics
3M ESPE AG	Lava™ Plus	-
BEGO GmbH & Co. KG	Bego Zirconia	-
Dentsply Sirona	inCoris ZI & TZI	-
DOCERAM Medical Ceramics GmbH	Nacera® Zirconia	-
GC EUROPE N.V.	GC Initial™ Zirconia Disc	-
Glidewell Laboratories	BruXZir®	Obsidian®
Heraeus Kulzer GmbH	cara Zr / cara Zrtr / cara ZrML	Cara LiSi ₂
Ivoclar Vivadent GmbH	IPS e.max® ZirCAD	IPS e.max® CAD
Kuraray Noritake Dental Inc.	KATANATM Zirconia	-
Schütz Dental GmbH	priTi®	-
SHOFU Dental GmbH	-	-
Straumann Holding AG	-	n!ce®
VIPI Dental Products	-	-
VITA Zahnfabrik H. Rauter GmbH & Co. KG	VITA YZ® HT	-
VOCO America	-	-

- Bego Zirconia (by Bego GmbH & Co. KG)
- BruXZir® (registered trademark of Glidewell Laboratories)
- Cara LiSi₂ (by Heraeus Kulzer GmbH)
- cara Zr / cara Zrtr / cara ZrML (by Heraeus Kulzer GmbH)
- Celtra™ Duo (registered trademark of Dentsply Sirona)
- CERASMART™ (registered trademark of GC Europe N.V.)
- CEREC® Blocs (registered trademark of Dentsply Sirona)
- GC Initial™ LRF Bloc (registered trademark of GC Europe N.V.)

- GC Initial™ Zirconia Disc (registered trademark of GC Europe N.V.)
- inCoris ZI / TZI (by Dentsply Sirona)
- IPS e.max® CAD (registered trademark of Ivoclar Vivadent GmbH)
- IPS e.max® ZirCAD (registered trademark of Ivoclar Vivadent GmbH)
- IPS Empress® CAD (registered trademark of Ivoclar Vivadent GmbH)
- KATANATM AVENCIA™ Bloc (registered trademark of Kuraray Noritake Dental Inc.)
- KATANATM Zirconia (registered trademark of Kuraray Noritake Dental Inc.)
- Lava™ Plus (registered trademark of 3M ESPE AG)

Zirconium reinforced Lithium Silicate	Feldspathic Ceramics	Leucite reinforced Ceramics	Hybrid Ceramics
-	-	-	Lava™ Ultimate
-	-	-	-
Celtra™ Duo	CEREC® Blocs	-	-
-	-	-	Nacera® Hybrid
-	-	GC Initial™ LRF Bloc	CERASMART™
-	-	-	-
-	-	-	-
-	-	IPS Empress® CAD	Tetric® CAD
-	-	-	KATANA™ AVENCIA™ Bloc
-	-	-	-
-	-	-	SHOFU Block HC & Disk HC
-	-	-	-
-	-	-	VIPI BLOCK TRILUX®
VITA Suprinity®	VITABLOCS®	-	VITA Enamic®
-	-	-	Grandio®

- Lava™ Ultimate (registered trademark of 3M ESPE AG)
- n'ce® (registered trademark of Straumann Holding AG)
- Nacera® Hybrid (registered trademark of DOCERAM Medical Ceramics GmbH)
- Nacera® Zirconia (registered trademark of DOCERAM Medical Ceramics GmbH)
- Obsidian™ (registered trademark of Glidewell Laboratories)
- priti® (registered trademark of Schütz Dental GmbH)
- SHOFU Block HC & Disk HC (by SHOFU Dental GmbH)
- Tetric® CAD (registered trademark of Ivoclar Vivadent GmbH)

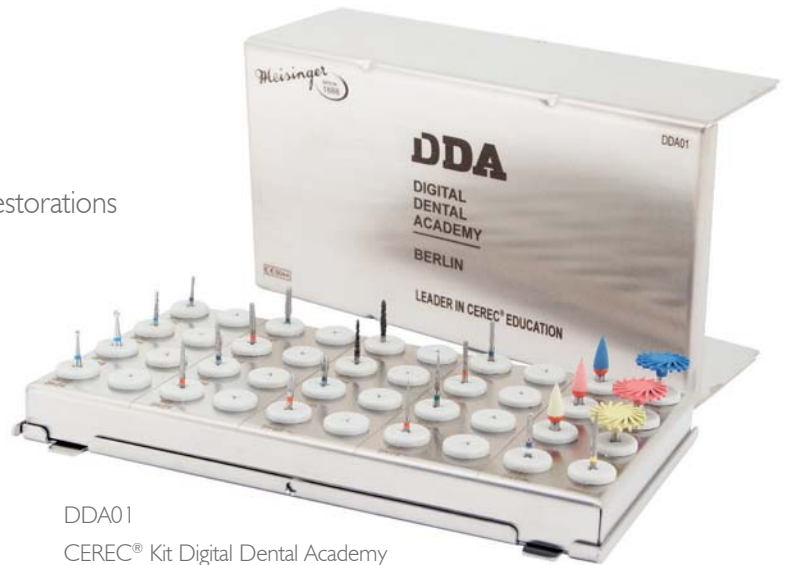
- VIPI BLOCK TRILUX® (registered trademark of VIPI Dental Products)
- VITA Enamic® (registered trademark of VITA Zahnfabrik H. Rauter GmbH & Co. KG)
- VITA Suprinity® (registered trademark of VITA Zahnfabrik H. Rauter GmbH & Co. KG)
- VITA YZ® HT (registered trademark of VITA Zahnfabrik H. Rauter GmbH & Co. KG)
- VITABLOCS® (registered trademark of VITA Zahnfabrik H. Rauter GmbH & Co. KG)
- Grandio® (registered trademark of VOCO America)

CEREC® Kit

Digital Dental Academy

At a glance

- Universal system solution for your CAD/CAM restorations
- Well-planned arrangement of instruments from preparation to high-shine polish
- Precise preparation of inlays, onlays, partial crowns and crowns
- Perfect results thanks to brilliant surface finish



DDA01
CEREC® Kit Digital Dental Academy

More Information

The MEISINGER CEREC® Kit has been developed in cooperation with international trainers at the Digital Dental Academy. This kit lets you experience significant simplification and time savings in your daily work. The attractive feature of the CEREC® Kit is its logical structure that guides you through your whole work procedure: Excavation –

Preparation – Polish. Along with the most important instruments for the precise preparation of inlays, onlays, partial crowns and crowns, the kit also includes the outstanding MEISINGER crown cutters HM7RX for metals and Z838L for zirconia. The high-quality diamond polishers for a flawless finish complete the contents.

	Fig.	Shank ¹	Ref.-No.	Size	Pieces/Kit
	808R	FG	806 314 238 524	012	1
	HM7RX	FG	500 314 194 019	014	1
	HM15Q	RA	500 204 001 002	018	1
	HM15Q	RA	500 204 001 002	014	1
	850	FG	806 314 198 524	021	1
	850F	FG	806 314 198 514	018	1
	850	FG	806 314 198 524	016	1
	850F	FG	806 314 198 514	014	1
	B878	FG	809 314 298 544	018	1
	B878	FG	809 314 298 544	014	1
	830	FG	806 314 257 524	023	1
	830F	FG	806 314 257 514	023	1
	Z838L	FG	806 314 140 526	014	1
	863C	FG	806 314 250 504	012	1

¹ 314=FG, 204=RA

	Fig.	Shank ¹	Ref.-No.	Size	Pieces/Kit
	837L	FG	806 314 111 524	012	1
	837LF	FG	806 314 111 514	012	1
	859G	FG	806 314 166 534	014	1
	859F	FG	806 314 166 514	010	1
	9743M	RA	803 204 243 524	040	1
	9743F	RA	803 204 243 503	040	1
	9743C	RA	803 204 243 930	040	1
	9771M	RA	803 204 000 524	140	1
	9771F	RA	803 204 000 514	140	1
	9771C	RA	803 204 000 504	140	1

¹ 314=FG, 204=RA

CEREC® Asia Prep Kit

At a glance

- Complete workflow from crown cutting to preparation and finishing
- High flexibility
- Precise preparations
- Varied applications



TA001
CEREC® Asia Prep Kit

More Information

The CEREC® Asia Prep Kit offers instruments for the complete workflow in dental practice, from crown cutting to preparation and finishing. Especially for the preparation of the crown nothing is left to be desired. For this purpose, the kit offers, among other things, the Diamond 856 in the medium and fine grits, each in different sizes, thus ensuring maximum flexibility. In addition, the kit contains

the Occlusal Reduction Bur 828Y, which is particularly suitable for the occlusal reduction of the dental crown to accommodate monolithic or layered ceramics. Other instruments for crown cutting, occlusal reduction, inlay and onlay preparation, depth marking for veneer technique and preparation of soft tissue are also included and complete the kit.

	Fig.	Shank ¹	Ref.-No.	Size	Pieces/Kit
	856	FG	806 314 194 524	012	1
	856F	FG	806 314 194 514	012	1
	856	FG	806 314 194 524	016	1
	856F	FG	806 314 194 514	016	1
	856	FG	806 314 194 524	018	1
	856F	FG	806 314 194 514	018	1
	856	FG	806 314 194 524	021	1
	856F	FG	806 314 194 514	021	1
	801	FG	806 314 001 524	018	1
	801F	FG	806 314 001 514	018	1
	833	FG	806 314 277 524	023	1
	833F	FG	806 314 277 514	023	1

¹ 314=FG

	Fig.	Shank ¹	Ref.-No.	Size	Pieces/Kit
	845R	FG	806 314 544 524	018	1
	845RF	FG	806 314 544 514	018	1
	845R	FG	806 314 544 524	025	1
	828Y	FG	L=2.0mm	017	1
	839R	FG	806 314 179 524	012	1
	HM31CL	FG	500 314 141 015	012	1
	859L	FG	806 314 167 524	010	1
	834	FG	806 314 552 524	018	1
	847RF	FG	806 314 546 514	016	1
	HMD132U	FG	500 314 699 032	008	1
	907	FG	806 314 067 524	041	1
	GT48L	FG	700 314 287 484	016	1

¹ 314=FG, 315=FGL

Occlusal Reduction Kit

according to Athas N. Kometas, DMD

At a glance

- Precise occlusal reduction
- Highly defined material removal
- Easy handling
- Depth variations for adaptation to various restorative material manufacturer recommendations



Application Video



2565

Occlusal Reduction Kit, according to Athas N. Kometas, DMD

More Information


The Patented Occlusal Reduction Burs (United States Patent number 6,511,322) allow for precise occlusal reductions to be achieved. The vertical orientation provides great access to the occlusal plane. The Occlusal Reduction Burs are available in

1.5 mm, 1.8 mm, 2.0 mm, 2.2 mm, and 2.4 mm depths corresponding to proper occlusal reduction for various restorative materials. A 1.0 mm bur is also available for labial reduction. Developed by Athas N. Kometas, DMD.

	Fig.	Shank ¹	Ref.-No.	Size	Pieces/Kit
	828G	FG	L=1.5 mm	017	1
	828O	FG	L=1.8 mm	017	1
	828Y *	FG	L=2.0 mm	017	1
	828B	FG	L=2.2 mm	017	1
	828R	FG	L=2.4 mm	017	1
	828W	FG L	L=1.0 mm	017	1

¹ 314=FG, 315=FG L
 * 828Y is ideal for precisely achieving the occlusal minimum thickness for CAD/CAM restorations

According to
Athas N. Kometas, DMD
 Florida, USA



Tapered Occlusal Reduction Kit

At a glance

- Precise occlusal reduction and preparation of veneers inlays and onlays
- Depth variations for adaptation to various restorative material manufacturer recommendations
- 8° tapered design



2565T
Tapered Occlusal Reduction Kit

More Information

The Tapered Occlusal Reduction Diamonds have an 8° taper and a unique self-limiting angled collar. The Tapered Occlusal Reduction Diamonds are excellent for producing angled walls for inlay and onlay preparations, as well as standard occlusal depth reduction. The

Tapered Occlusal Reduction Diamonds are available in 6 color-coded depths (1.0 mm, 1.5 mm, 1.8 mm, 2.0 mm, 2.2 mm, and 2.4 mm) and have two bands to signify the difference from the Original Occlusal Reduction Diamond Burs.

	Fig.	Shank ¹	Length	Size	Pieces/Kit
	828TG	FG	L=1.5 mm	017	1
	828TO	FG	L=1.8 mm	017	1
	828TY	FG	L=2.0 mm	017	1
	828TB	FG	L=2.2 mm	017	1
	828TR	FG	L=2.4 mm	017	1
	828TW	FG	L=1.0 mm	017	1

¹ 314=FG



Black Cobra

Crown Preparation Kit

At a glance

- Increased longevity due to the unique CARBOCER® coating
- Designed for crown preparation and for quickly cutting through hard materials
- Extremely wear-resistant
- Low friction and glare-free



Application Video



BC02
Black Cobra Crown Preparation Kit

More Information

MEISINGER's BC02 kit is a multi-purpose crown preparation kit that carries our exclusive Black Cobra diamonds for quick, efficient tooth reduction and includes matching trimming and finishing carbides to define and smooth the preparation.

	Fig.	Shank ¹	Ref.-No.	Size	Pieces/Kit
	B830	FG	809 314 257 544	023	1
	B847	FG	809 314 172 544	018	1
	B850	FG	809 314 198 544	016	1
	B850	FG	809 314 198 544	018	1
	B862	FG	809 314 249 544	014	1
	HM212LR	FG	500 314 585 072	016	1
	HM375R	FG	500 314 198 072	016	1
	HM375R	FG	500 314 198 072	018	1
	HM48L	FG	500 314 249 072	012	1
	B21R	FG	507 314 137 006	012	1

¹ 314=FG


The Klim Institute Prep and Finishing Kit

according to James Klim, DDS

At a glance

- Designed specifically by Dr. James Klim for smooth, efficient restorations
- Efficient shaping burs for smooth flowing margins and line angle

According to
James Klim, DDS
California, USA



JK02

The Klim Institute Prep and Finishing Kit, according to James Klim, DDS

More Information

According to James Klim, DDS, „Preparation architecture, smooth flowing margins and line angles are the cornerstones for successful milled indirect restorations. Dr. Klim’s Prep and Finishing Kit includes Black Cobra® diamonds for efficient shaping and

complementary carbide finishing burs for finishing the margins. The kit also includes MEISINGER’s patented occlusal reduction burs for true occlusal reduction everytime.

	Fig.	Shank ¹	Ref.-No.	Size	Pieces/Kit
	833F	FG	806 314 277 514	023	1
	898F	FG	806 314 164 514	014	1
	833C	FG	806 314 277 504	023	1
	898C	FG	806 314 164 504	014	1
	HM44E	FG	500 314 499 072	023	1
	HM246	FG	500 314 496 071	009	1
	849G	FG	806 314 197 534	016	1
	HM375R	FG	500 314 198 072	018	1
	HM375R	FG	500 314 198 072	016	1
	HM48L	FG	500 314 249 072	012	1

¹ 314=FG

	Fig.	Shank ¹	Ref.-No.	Size	Pieces/Kit
	909G	FG	806 314 068 534	040	1
	B21R	FG	507 314 137 006	012	1
	B855	FG	809 314 196 544	018	1
	B850	FG	809 314 198 544	016	1
	B862	FG	809 314 249 544	014	1
	B830	FG	809 314 257 544	023	1
	828TY	FG	L=2.0 mm	017	1
	828TG	FG	L=1.5 mm	017	1

¹ 314=FG

CAD/CAM

Prep Kit

At a glance

- Wide selection of instruments for the preparation of inlays, onlays and full coverage crowns
- Short processing time



SC02
CAD/CAM Prep Kit

More Information

The CAD/CAM Prep Kit contains an ideal selection of award-winning diamonds including all the necessary shapes for inlays, onlays and full coverage crowns.

Included in the kit are MEISINGER's 1.5 mm and 2 mm depth limiting Occlusal Reduction Burs for predictable occlusal reductions.

	Fig.	Shank ¹	Ref.-No.	Size	Pieces/Kit
	856F	FG	806 314 194 514	016	1
	856F	FG	806 314 194 514	018	1
	856F	FG	806 314 194 514	021	1
	856H	FG	806 314 194 544	016	1
	856H	FG	806 314 194 544	018	1
	801F	FG	806 314 001 514	018	1
	801F	FG	806 314 001 514	023	1
	845RH	FG	806 314 544 544	018	1
	845RH	FG	806 314 544 544	025	1

¹ 314=FG

	Fig.	Shank ¹	Ref.-No.	Size	Pieces/Kit
	845RF	FG	806 314 544 514	018	1
	828Y	FG	L=2.0 mm	017	1
	833	FG	806 314 277 524	023	1
	833F	FG	806 314 277 514	023	1
	828G	FG	L=1.5 mm	017	1
	850F	FG	806 314 198 514	012	1
	850H	FG	806 314 198 544	012	1
	850H	FG	806 314 198 514	021	1

¹ 314=FG, 315=FGL

Chard Advanced Dentistry CAD/CAM Ceramic Characterisation Kit

according to Dr. Simon Chard

At a glance

- Characterization of chairside ceramic restorations
- Consideration of the digital workflow
- Fulfillment of highest aesthetic demands
- Predictably beautiful results

According to
Dr. Simon Chard
Middlesex, UK



CCK01
Chard Advanced Dentistry CAD/CAM Ceramic Characterisation Kit

More Information

Chard Advanced Dentistry CAD/CAM Ceramic Characterisation Kit - Designed for characterisation of chairside ceramic restorations including Empress, Emax and hybrid restorations. This kit has been designed with the aesthetic digital dentist in mind to give

creative control to surface texture, lustre and anatomy after the restoration is milled. This allows the dentist to provide predictably beautiful results if they are just polishing or if they are staining and glazing.

	Fig.	Shank ¹	Ref.-No.	Size	Pieces/Kit
	5936C	HP	807 104 394 504	200	1
	9736G	HP	805 104 042 525	150	1
	882L	HP	806 104 143 524	018	1
	850	HP	806 104 198 524	018	1
	S805	HP	807 104 010 524	018	1
	9770G	HP	803 104 303 533	260	1
	110	HP	100 104 543 000	190	1
	100	HP	090 104 543 000	220	1

¹ 104=HP

	Fig.	Shank ¹	Ref.-No.	Size	Pieces/Kit
	9771G	HP	803 104 000 534	170	1
	9771M	HP	803 104 000 524	170	1
	9771F	HP	803 104 000 514	170	1
	9771C	HP	803 104 000 504	170	1
	DPO06	HP	803 104 372 512	110	1
	943DC	HP	806 104 361 504	100	1
	9734G	HP	805 104 173 525	040	1
	9769M	HP	803 104 000 523	170	1
	9769F	HP	803 104 000 503	170	1

¹ 104=HP

LUSTER®

Twist Polisher Kits



LUS05
Extraoral Polishing Kit



LUS06
Intraoral Polishing Kit

	Fig.	Shank ¹	Ref.-No.	Size	Pieces/Kit
	9771G	HP	803 104 000 534	170	1
	9771M	HP	803 104 000 524	170	1
	9771F	HP	803 104 000 514	170	1
	9771C	HP	803 104 000 504	170	1

¹ 104=HP

	Fig.	Shank ¹	Ref.-No.	Size	Pieces/Kit
	9771G	RA	803 204 000 534	140	1
	9771M	RA	803 204 000 524	140	1
	9771F	RA	803 204 000 514	140	1
	9771C	RA	803 204 000 504	140	1

¹ 204=RA

Application



9771G*: Pre-polishing of the entire crown, Recommended rotary Speed: 7.000 – 12.000 rpm



9771M*: Polishing of the entire crown, Recommended rotary Speed: 7.000 – 12.000 rpm



9771F*: High-shine polishing of the entire crown, Recommended rotary Speed: 7.000 – 12.000 rpm



9771C*: Mirror finish polishing of the entire crown, Recommended rotary Speed: 7.000 – 12.000 rpm



Before and After:
High-shine results with MEISINGER LUSTER® Kits

***Note: To be used with little contact pressure!**

Materials

Intended for use with all ceramic materials

At a glance

- For polishing of all ceramic restorations
- Flexible polishing lamellae for hard to reach areas
- Material-saving
- Short processing time

More Information

MEISINGER's LUSTER® Twist Polisher Kits were specifically developed for extraoral and intraoral high-shine polishing of all ceramic restorations. The flexible polishing lamellae make it possible to adapt to any surface structure and also render flawless results in areas

that are difficult to reach, including occlusal surfaces. MEISINGER's Twist Polishers are designed to be gentle on materials while maintaining the original surface structure of the restoration.

LUSTER® CAD/CAM Lab Kit

according to James Klim, DDS

At a glance

- Efficient and safe
- High-quality diamond polishers
- Short processing time
- Creates the optimum finish for restorations



Application Video

More Information

According to James Klim, DDS, "The combination of laboratory quality shaping diamonds and diamond polishers are designed for efficient and safe CAD/CAM ceramic finishing. This kit is what I use for finishing my CEREC® restorations in my clinical dental theater and hands-on teaching classes".



JK03

LUSTER® CAD/CAM Lab Kit, according to James Klim, DDS

Materials

Intended for use with lithium disilicate and silicate ceramics, leucite reinforced ceramics and feldspathic ceramics

According to
James Klim, DDS
California, USA




	Fig.	Shank ¹	Ref.-No.	Size	Pieces/Kit
	9770G	HP	803 104 303 533	260	1
	9770M	HP	803 104 303 524	260	1
	9771G	HP	803 104 000 534	170	1
	9771M	HP	803 104 000 524	170	1
	9771F	HP	803 104 000 514	170	1
	9771C	HP	803 104 000 504	170	1
	9736G	HP	805 104 042 525	150	1
	9735G	HP	805 104 107 525	050	1
	9734G	HP	805 104 173 525	040	1

¹ 104=HP

	Fig.	Shank ¹	Ref.-No.	Size	Pieces/Kit
	110	HP	100 104 543 000	190	1
	882L	HP	806 104 143 524	018	1
	850	HP	806 104 198 524	018	1
	S805	HP	807 104 010 524	018	1
	S936C	HP	807 104 394 504	200	1
	943DC	HP	806 104 361 504	100	1

¹ 104=HP

CAD/CAM

Finishing Kit

At a glance

- Universal contouring and polishing kit
- All of the necessary tools to produce excellent results
- Wear resistant
- Short processing time



SC01
CAD/CAM Finishing Kit

More Information

This universal contouring and finishing kit was created to provide a wide range of solutions for today's ceramic restorations. The kit provides all of the necessary tools to produce excellent results for both anterior and posterior crowns. This kit contains diamonds and abrasives for sprue removal, contouring and adjusting anatomy. Two sintered (layered) diamonds are included, S805-018 and 936SC-200, for cutting sprues, occlusal anatomy, and defining interproximal embrasures. Initial smoothing is accomplished with the 9613V-220 universal polisher. Our newest Twist Polishers for ceramics bring out the luster of your restorations without paste while removing minimal material and are safe enough to use around the margins.

	Fig.	Shank ¹	Ref.-No.	Size	Pieces/Kit
	9770G	HP	803 104 303 533	260	1
	9770M	HP	803 104 303 524	260	1
	9770F	HP	803 104 303 503	260	1
	9771G	HP	803 104 000 534	170	1
	9771M	HP	803 104 000 524	170	1
	9771F	HP	803 104 000 514	170	1
	9771C	HP	803 104 000 504	170	1
	9736G	HP	805 104 042 525	150	1

¹ 104=HP

Materials

Intended for use with lithium disilicate and silicate ceramics, leucite reinforced ceramics and feldspathic ceramics

	Fig.	Shank ¹	Ref.-No.	Size	Pieces/Kit
	9613V	HP	658 104 303 525	220	1
	9734G	HP	805 104 173 525	040	1
	882L	HP	806 104 143 524	018	1
	943DC	HP	806 104 361 504	100	1
	863	HP	806 104 250 524	016	1
	850	HP	806 104 198 524	018	1
	S805	HP	807 104 010 524	018	1
	S936C	HP	807 104 395 504	200	1

¹ 104=HP

LUSTER®

for Lithium Disilicate



Top Ceramic Polisher



Top Ceramic Polisher



Ceramic Polishers



CERAMIC POLISHER



LUS80
Extraoral Adjusting and Polishing Kit



LUS100
Intraoral Adjusting and Polishing Kit

	Fig.	Shank ¹	Ref.-No.	Size	Pieces/Kit
	9736G	HP	805 104 042 525	150	1
	DPO02	HP	803 104 243 522	040	1
	DPO03	HP	803 104 372 522	110	1
	DPO05	HP	803 104 243 512	040	1
	DPO06	HP	803 104 372 512	110	1

¹ 104=HP

	Fig.	Shank ¹	Ref.-No.	Size	Pieces/Kit
	DPO02	RA	803 204 244 522	040	1
	DPO07	RA	803 204 030 592	060	1
	DPO05	RA	803 204 244 512	040	1
	DPO08	RA	803 204 030 512	060	1
	Z0801	FG	806 314 001 324	010	1
	Z850F	FG	806 314 198 314	018	1
	Z833F	FG	806 314 277 314	023	1

¹ 204=RA, 314=FG
 Blue ring | Universal grinding | Grit: medium | 524 | 64–126 μm
 Red ring | Smoothing | Grit: fine | 514 | 27–76 μm

Application



9736G: Trimming the contact points, Recommended rotary Speed: 7.000 – 12.000 rpm



DPO02: Targeted smoothing of the occlusal surface, Recommended rotary Speed: 7.000 – 12.000 rpm



DPO03: Smoothing of the external shapes, Recommended rotary Speed: 7.000 – 12.000 rpm



DPO05: High-shine polishing of the occlusal surfaces, Recommended rotary Speed: 7.000 – 12.000 rpm



DPO06: High-shine polishing of the external shapes, Recommended rotary Speed: 7.000 – 12.000 rpm



Before and After:
High-shine results with
MEISINGER LUSTER® Kits



Application Video

Materials

Intended for use with lithium disilicate and lithium silicate

At a glance

- Developed specifically for lithium disilicate glass ceramics
- Pre-polishing and high-shine polishing of your restorations
- Natural appearance with exceptional shine
- Intended results for more natural looking tooth

More Information

The MEISINGER LUSTER® kit for lithium disilicate has been specially developed for use on post-fired lithium disilicate restorations. One of the keys to polishing this material is to quickly adjust and polish without creating excessive heat. MEISINGER has formulated the lithium disilicate (post-fired) polishers, both extra-

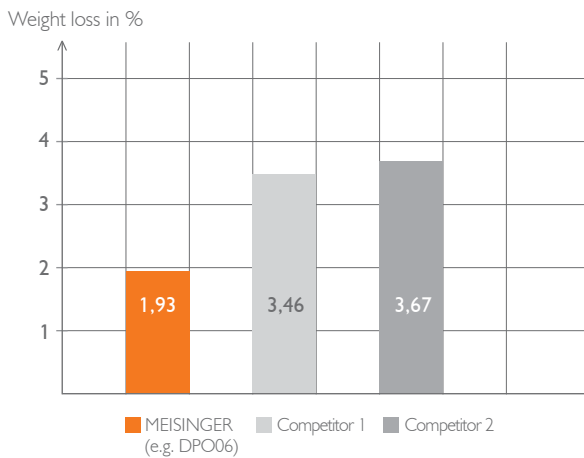
oral and intraoral, to minimize heat and thus minimize the possibility of micro-fractures. This kit offers the user a two-step polishing system without the need for polishing paste. The result is a natural appearance with a brilliant high-shine. Additional instruments for adjusting contact points and other surfaces are included in the kit.

LUSTER®

for Lithium Disilicate

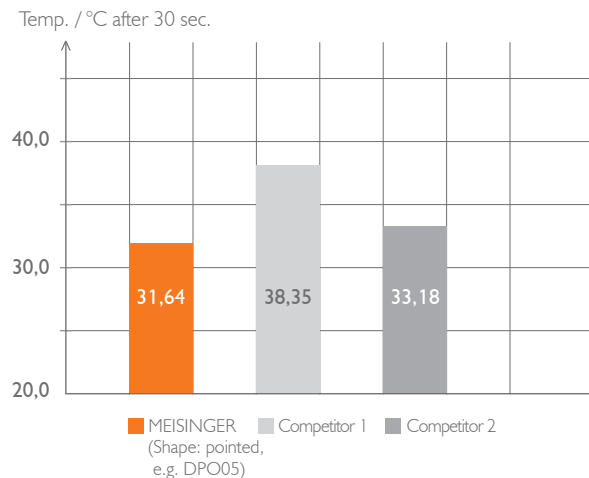
Practical testing*

Wear test



The graph shows the percentage weight loss between the weight of the delivery state and after 4 x 30 seconds of polishing. The MEISINGER product shows a clearly lower level of wear.

Temperature test

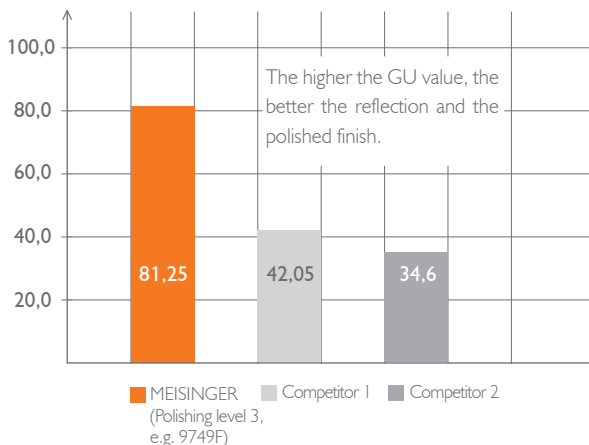


The temperature measurement takes place after 1 x 30 seconds of polishing the material test body. MEISINGER products demonstrate more gentle results with the test material than the competitors.

Reflection test

Determination with the reflected beam from material illumination

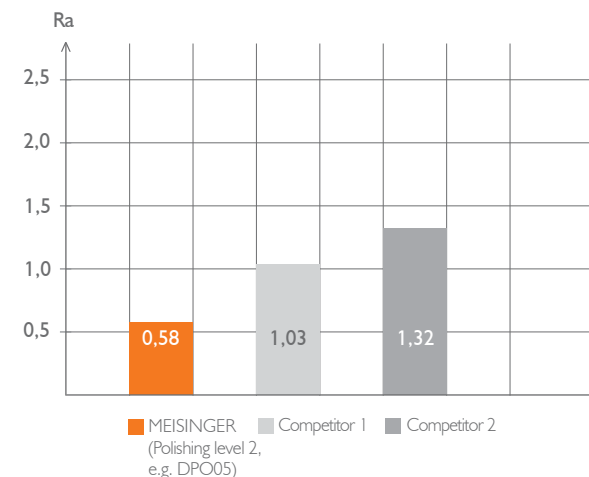
Reflection value / GU (gloss units)



The MEISINGER polishes show a significantly better result in the reflection test than the competitor products. The material processed displays an excellent high-shine finish after processing with a MEISINGER polisher.

Surface roughness test

Determination of the mean roughness (Ra) with profile analysis of the material surface



The result of the surface roughness test shows that the material surface is significantly less rough after polishing with MEISINGER polishes than after polishing with competitor products.

*Internal comparative test by MEISINGER

Top Grades

Convincing results from The Dental Advisor



IPS e.max® CAD Average Gloss Units (GU)

Polisher System	~30 um diamond grind	1 st step	2 nd step
MEISINGER Luster LUS 80 Lithium Disilicate Adjusting and Polishing Kit	39.2 (4.0)	56.9 (2.0)	90.8 (1.9)
Axis LS-503 CERAGLAZE INTRA-ORAL POLISHING SET	33.8 (3.5)	60.5 (1.0)	88.3 (4.7)
KOMET LD/ZR Cut, Finish & Polish	30.9 (1.8)	39.5 (4.1)	89.0 (5.2)



Compared with renowned competitor products, the MEISINGER polishing system - LUSTER® for IPS e.max® - demonstrates the best results.



Top Ceramic Polisher



Top Ceramic Polisher



Ceramic Polishers



CERAMIC POLISHER

Twist Polisher Kits for Silicate Ceramics

according to Greg Campbell, DDS



GC01
Extraoral Twist Polisher Kit for Silicate Ceramics,
according to Greg Campbell, DDS



GC02
Intraoral Twist Polisher Kit for Silicate Ceramics,
according to Greg Campbell, DDS

	Fig.	Shank ¹	Ref.-No.	Size	Pieces/Kit
	S805	HP	807 104 010 524	018	1
	9735G	HP	805 104 107 525	050	1
	DPO03	HP	803 104 372 522	110	1
	9771M	HP	803 104 000 524	170	1
	DPO06	HP	803 104 372 512	110	1
	9771C	HP	803 104 000 504	170	1

¹ 104=HP

	Fig.	Shank ¹	Ref.-No.	Size	Pieces/Kit
	805F	FG	806 314 012 514	014	1
	862F	FG	803 314 249 514	010	1
	830F	FG	806 314 257 514	021	1
	DPO02	RA	803 204 244 522	040	1
	9771M	RA	803 204 000 524	140	1
	DPO05	RA	803 204 244 512	040	1
	9771C	RA	803 204 000 504	140	1

¹ 314=FG, 204=RA

Application



9735G: Trimming the contact points, Recommended rotary Speed: 8.000 – 12.000 rpm



DPO03: Smoothing of the external shape, Recommended rotary Speed: 7.000 – 12.000 rpm



9771M*: Smoothing of the occlusal surfaces, Recommended rotary Speed: 7.000 – 12.000 rpm



DPO06: High-shine polishing of the external shapes, Recommended rotary Speed: 7.000 – 12.000 rpm



9771C*: High-shine polishing of the occlusal surfaces, Recommended rotary Speed: 7.000 – 12.000 rpm



Before and After:
High-shine results with
MEISINGER LUSTER® Kits



Application Video

***Note: To be used with little contact pressure!**

According to
Greg Campbell, DDS
California, USA



Materials

Intended for use with silicate ceramics, leucite reinforced ceramics and feldspathic ceramics

At a glance

- Fast, repeatable and predictable polishing of silicate ceramics
- For use on pre-crystallized and crystallized restorations
- Remarkable high-shine results

More Information

Developed in collaboration with Greg Campbell, DDS, the MEISINGER Twist Polisher Kit for Silicate Ceramics is designed to be fast, repeatable and predictable. Included in the extraoral kit are the necessary tools to adjust and polish silicate ceramics including an abrasive for sprue removal and a sintered (layered) diamond S805-018 for enhancing occlusal anatomy. MEISINGER's new Twist Polishers for silicate ceramics bring out the luster of your restorations and are safe enough to use over the

margins without damage. This entire assortment of tools can be used on pre-crystallized and crystallized restorations with remarkable results. The intraoral kit contains diamonds and polishers specifically suited for adjusting and polishing silicate ceramics. The diamonds gently adjust the occlusal surfaces and the margins for proper fit and function in preparation for polishing. The polishing points and MEISINGER's Twist Polishers are included for blending and polishing all surfaces of the restorations to produce the perfect luster.

LUSTER[®] for Zirconia



Top Ceramic Polisher



Top Ceramic Polisher



Ceramic Polishers



CERAMIC POLISHER



LUS85
Extraoral Adjusting and Polishing Kit



LUS91
Intraoral Adjusting and Polishing Kit

	Fig.	Shank ¹	Ref.-No.	Size	Pieces/Kit
	9736H	HP	805 104 042 535	150	1
	Z652R	HP	655 104 199 526	035	1
	DCA04	HP	803 104 243 524	040	1
	DCA06	HP	803 104 373 524	170	1
	DCA10	HP	803 104 243 514	040	1
	DCA12	HP	803 104 373 514	170	1

¹ 104=HP

	Fig.	Shank ¹	Ref.-No.	Size	Pieces/Kit
	Z0801	FG	806 314 001 324	010	1
	Z0850	FG	806 314 198 324	018	1
	Z0833	FG	806 314 277 324	023	1
	DCA04	RA	803 204 244 524	040	1
	DCA13	RA	803 204 030 525	060	1
	DCA10	RA	803 204 244 514	040	1
	DCA14	RA	803 204 030 514	060	1

¹ 204=RA, 314=FG

Application



9736H: Trimming the contact points, Recommended rotary Speed: 7.000 – 12.000 rpm



DCA04: Smoothing of the occlusal surface, Recommended rotary Speed: 7.000 – 12.000 rpm



DCA06: Smoothing of the external shape, Recommended rotary Speed: 7.000 – 12.000 rpm



DCA10: High-shine polishing of the occlusal surfaces without high pressure, Recommended rotary Speed: 7.000 – 12.000 rpm



DCA12: High-shine polishing of the external shapes, Recommended rotary Speed: 7.000 – 12.000 rpm



Before and After:
High-shine results with
MEISINGER LUSTER® Kits



Application Video

Materials

Intended for use with zirconia

At a glance

- Special matched bonding hardness for flawless surface finishing
- Excellent results after short processing time
- Long service life

More Information

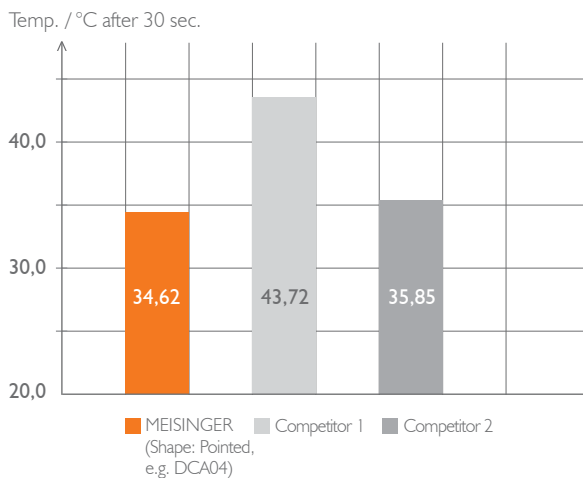
The MEISINGER LUSTER® for Zirconia has been specially developed for use on layered and monolithic Zirconium Oxide restorations. The hardness of Zirconia materials ranges from 850 MPa to 1200 MPa. One of the keys to adjusting and polishing these materials is to perform the tasks quickly and without creating

excessive heat. MEISINGER has formulated these zirconia polishers to minimize heat buildup and thus minimize the possibilities of microfractures without excessive wear and tear of the polishing materials. Both kits contain two-step polishers that can be used without polishing paste. Further instruments for adjusting and contouring are included.

LUSTER® for Zirconia

Practical testing*

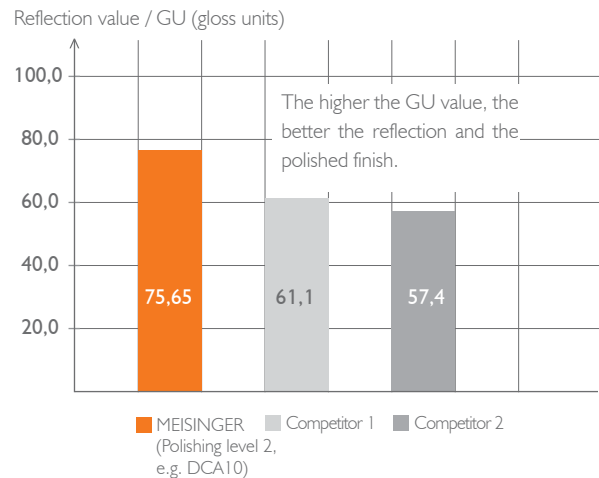
Temperature test



The temperature measurement takes place after 1 x 30 seconds of polishing the material test body. With 34.62 degrees, the MEISINGER products show a very good and more gentle result than the competitor products.

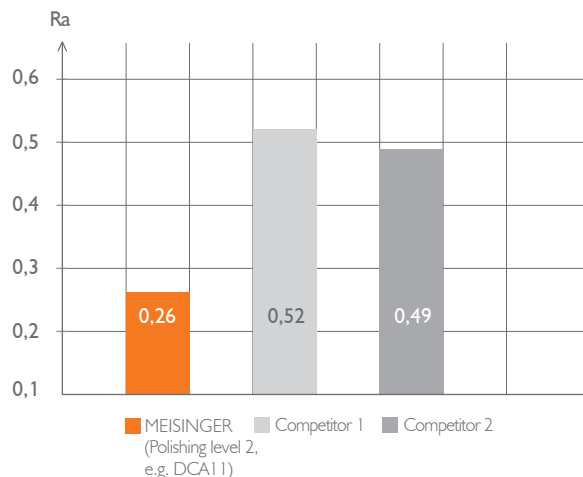
Reflection test

Determination with the reflected beam from material illumination



In the reflection test, the MEISINGER polishers are clearly in 1st place with an outstanding result and leave the competitors way behind.

Surface roughness test



The material surface after polishing with MEISINGER instruments shows a significantly better result than with competitor products.

*Internal comparative test by MEISINGER

Top Grades

Convincing results from The Dental Advisor



BruxZir Zirconia Gloss Units (GU)

Polisher System	~30 um diamond grind	1 st step	2 nd step
MEISINGER Luster Zirconia Adjusting and Polishing Kit	64.2 (2.8)	115.0 (9.2)	159.4 (3.4)
KOMET LD/ZR Cut, Finish & Polish	64.7 (4.1)	74.5 (4.0)	135.4 (3.7)



Compared with renowned competitor products, the MEISINGER polishing system - LUSTER® for Zirconia - demonstrates the best results.



**Top Ceramic
Polisher**



**Top Ceramic
Polisher**



**Ceramic
Polishers**




CERAMIC POLISHER

Twist Polisher

Kits for Zirconia Ceramics

according to Greg Campbell, DDS



GC03
Extraoral Twist Polisher Lab Kit for Zirconia,
according to Greg Campbell, DDS



GC04
Intraoral Twist Polisher Kit for Zirconia,
according to Greg Campbell, DDS

	Fig.	Shank ¹	Ref.-No.	Size	Pieces/Kit
	S805	HP	807 104 010 524	018	1
	9735H	HP	805 104 107 535	050	1
	DCA06	HP	803 104 373 524	170	1
	9771M	HP	803 104 000 524	170	1
	DCA12	HP	803 104 373 514	170	1
	9771C	HP	803 104 000 504	170	1

¹ 104=HP

	Fig.	Shank ¹	Ref.-No.	Size	Pieces/Kit
	805F	FG	806 314 012 514	014	1
	862F	FG	806 314 249 514	010	1
	830F	FG	806 314 257 514	021	1
	DCA04	RA	803 204 244 524	040	1
	9771M	RA	803 204 000 524	140	1
	DCA10	RA	803 204 244 514	040	1
	9771C	RA	803 204 000 504	140	1

¹ 314=FG, 204=RA

Application



9735H: Trimming the contact points, Recommended rotary Speed: 8.000 – 12.000 rpm



DCA06: Smoothing of the external shape, Recommended rotary Speed: 7.000 – 12.000 rpm



9771M*: Polishing of the occlusal surfaces, Recommended rotary Speed: 7.000 – 12.000 rpm



DCA12: High-shine polishing of the external shapes, Recommended rotary Speed: 7.000 – 12.000 rpm



9771C*: High-shine polishing of the occlusal surfaces, Recommended rotary Speed: 7.000 – 12.000 rpm



Before and After:
High-shine results with
MEISINGER LUSTER® Kits

***Note: To be used with little contact pressure!**

According to
Greg Campbell, DDS
California, USA



Materials

Intended for use with monolithic zirconia ceramics.

At a glance

- Fast, repeatable and predictable adjusting and polishing of zirconia
- High-quality diamond polishers
- Short processing time

More Information

Developed in collaboration with Greg Campbell, DDS, the Twist Polisher Kit for Zirconia is designed to be fast, repeatable and predictable. Included in the extraoral kit are the necessary tools to adjust and polish zirconia, including an abrasive for sprue removal and a sintered (layered) diamond S805-018 for enhancing occlusal anatomy. MEISINGER's new Twist Polishers for Zirconia bring out

the luster of the restoration and are safe enough to use over the margins without damage. The intraoral kit contains diamonds and polishers specifically suited for adjusting and polishing of zirconia. The diamonds gently adjust the occlusal surfaces and margins for proper fit and function in preparation for polishing. The polishing points and Twist Polishers polish blend the restoration to produce the perfect luster.







Adjusting and Polishing for Pre & Post Sintered Zirconia Extraoral Kit

according to Greg Campbell, DDS



GC07

Adjusting and Polishing for Pre & Post Sintered Zirconia Extraoral Kit, according to Greg Campbell, DDS

	Fig.	Shank ¹	Ref.-No.	Size	Pieces/Kit
	HM79EX	HP	500 104 194 141	040	1
	HM488FX	HP	500 104 292 140	016	1
	DCA02	HP	803 104 292 524	140	1
	DCA08	HP	803 104 292 514	140	1
	DCA04	HP	803 104 243 524	040	1
	DCA10	HP	803 104 243 514	040	1

¹ 104=HP

	Fig.	Shank ¹	Ref.-No.	Size	Pieces/Kit
	9771M	HP	803 104 000 524	170	1
	9771C	HP	803 104 000 504	170	1
	9769F	HP	803 104 000 503	170	1
	110	HP	100 104 543 000	190	1
	150	HP	080 104 045 000	220	1

¹ 104=HP

Application



DCA04: Targeted smoothing of the occlusal surface, Recommended rotary Speed: 7.000 – 12.000 rpm



9771M*: Polishing of the occlusal surfaces and external shapes, Recommended rotary Speed: 7.000 – 12.000 rpm



DCA10: High-shine polishing of the occlusal surface, Recommended rotary Speed: 7.000 – 12.000 rpm



9771C*: High-shine polishing of the occlusal surfaces and external shapes, Recommended rotary Speed: 7.000 – 12.000 rpm



9769F*: High-shine finish of the occlusal surfaces and external shapes, Recommended rotary Speed: 7.000 – 12.000 rpm



Before and After:
High-shine results with
MEISINGER LUSTER® Kits

***Note: To be used with little contact pressure!**

According to
Greg Campbell, DDS
California, USA



Materials

Intended for use with CAD/CAM zirconia materials

At a glance

- Designed to be fast, repeatable, and predictable
- Selected instruments to adjust and polish pre-sintered and sintered Zirconia
- High-shine polish

More Information

Developed in collaboration with Greg Campbell, DDS, the Adjusting and Polishing for Pre & Post Sintered Zirconia Extraoral Kit for Zirconia is designed to be fast, repeatable, and predictable. Dr. Campbell has specifically selected instruments to adjust and polish pre-sintered

Zirconia as well as post-sintered Zirconia and aid in creating beautiful and healthy smiles. The kit contains the necessary tools to adjust and polish both pre & post sintered Zirconia.

Zirkon Diamond Kit

At a glance

- Especially developed to meet the requirements of Zirconia
- Perfect balance of natural and synthetic diamonds for a better cutting performance
- Wear-resistant



5901
Zirkon Diamond Kit

More Information

The instruments of the Zirkon Diamond Kit have been specifically developed for working on Zirconium Dioxide surfaces. Various grain sizes and a number of different shapes offer flexible and efficient use for different indications. The diamond grains are well adapted to adjust Zirconium Oxide Ceramics.

Materials

Intended for use with zirconia

	Fig.	Shank ¹	Ref.-No.	Size	Pieces/Kit
	Z0850	FG	806 314 198 324	018	2
	Z850F	FG	806 314 198 314	018	1
	Z0863	FG	806 314 250 324	012	2
	Z863F	FG	806 314 250 314	012	1
	Z0833	FG	806 314 277 324	023	2

¹ 314=FG

	Fig.	Shank ¹	Ref.-No.	Size	Pieces/Kit
	Z833F	FG	806 314 277 314	023	1
	Z801L	FG	806 314 697 324	014	2
	Z0801	FG	806 314 001 324	010	3
	Z838L	FG	806 314 140 526	014	3

¹ 314=FG

Zirkon Master Kit

At a glance

- Special abrasives for minimal adjusting of zirconia
- Special bonding produces very little heat
- Significantly reduced risk of micro-fissures











2670
Zirkon Master Kit

More Information

The Zirkon Master Kit contains abrasives for precise and easy processing of Zirconia restorations. These instruments are designed for better material removal with less pressure. The special bonding ensures very low heat generation and significantly reduces the risk of micro-fissures. These properties make the MEISINGER abrasives ideal instruments for Zirconia adjustments.

Materials

Intended for use with zirconia

	Fig.	Shank ¹	Ref.-No.	Size	Pieces/Kit
	Z602	HP	655 104 001 526	040	1
	Z623	HP	655 104 043 526	060	1
	Z638	HP	655 104 110 526	025	1
	Z652R	HP	655 104 199 526	035	1
	Z667	HP	655 104 257 526	035	1
	Z722	HP	655 104 304 526	180	1
	Z732	HP	655 104 107 526	050	1
	Z736	HP	655 104 012 526	065	1

¹ 104=HP

LUSTER®

for Zirconium reinforced Lithium Silicate (ZLS)



LUS03
Extraoral Polishing Kit



LUS04
Intraoral Polishing Kit

	Fig.	Shank ¹	Ref.-No.	Size	Pieces/Kit
	DCA03	HP	803 104 303 524	200	1
	DCA04	HP	803 104 243 524	040	1
	DCA06	HP	803 104 373 524	170	1
	9524V	-	653 900 114 524	023	1
	DCA09	HP	803 104 303 514	200	1
	DCA10	HP	803 104 243 514	040	1
	DCA12	HP	803 104 373 514	170	1
	9524P	-	653 900 114 514	023	1

¹ 104=HP

	Fig.	Shank ¹	Ref.-No.	Size	Pieces/Kit
	DCA15	RA	803 204 303 525	100	1
	DCA04	RA	803 204 244 524	040	1
	DCA13	RA	803 204 030 525	060	1
	DCA16	RA	803 204 303 514	100	1
	DCA10	RA	803 204 244 514	040	1
	DCA14	RA	803 204 030 514	060	1

¹ 204=RA

Application



DCA04: Targeted smoothing of the occlusal surface, Recommended rotary Speed: 7.000 – 12.000 rpm



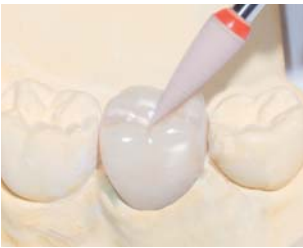
9524V: Smoothing of the fissures, Recommended rotary Speed: 7.000 – 12.000 rpm



DCA03: Targeted smoothing of the interdental spaces, Recommended rotary Speed: 7.000 – 12.000 rpm



DCA06: Smoothing of the external shape, Recommended rotary Speed: 7.000 – 12.000 rpm



DCA10: High-shine polishing of the occlusal surface, Recommended rotary Speed: 7.000 – 12.000 rpm



9524P: High-shine polishing of the fissures, Recommended rotary Speed: 7.000 – 12.000 rpm



DCA09: High-shine polishing of the interdental spaces, Recommended rotary Speed: 7.000 – 12.000 rpm



DCA12: High-shine polishing of the external shape, Recommended rotary Speed: 7.000 – 12.000 rpm



Before and After: High-shine results with MEISINGER LUSTER® Kits

Materials

Intended for use with zirconium reinforced lithium silicate

At a glance

- Pre-polishing and high-shine polishing of zirconium reinforced lithium silicate
- Optimal coordination of the grain size
- Excellent for high-shine finishing
- Different shapes allow for easy handling on occlusal surfaces, cusps and fissures

More Information

These MEISINGER LUSTER® polishers were developed for use on for Zirconia reinforced Lithium Silicate (ZLS). One of the keys to polishing this material is to quickly polish without creating excessive heat. MEISINGER has formulated our LUSTER® for Zirconia reinforced Lithium Silicate polishers, both extraoral and intraoral, to

minimize heat and thus produce the highest finish and shine possible. MEISINGER offers these adjusting and polishing kits for laboratory and intraoral use. Both sets contain pre-polishing and high-shine polishers. The two-stage polishing system is easy to use without the need of polishing paste.

LUSTER®

for Hybrid Ceramics



LUS01
Extraoral Polishing Kit



LUS02
Intraoral Polishing Kit

	Fig.	Shank ¹	Ref.-No.	Size	Pieces/Kit
	9501U	HP	658 104 257 523	055	1
	9507U	HP	658 104 292 523	050	1
	9509U	HP	658 104 044 523	110	1
	9508U	HP	658 104 310 523	110	1
	9780	HP	803 104 243 523	055	1
	9786	HP	803 104 292 523	050	1
	9782	HP	803 104 304 523	145	1
	9787	HP	803 104 372 523	145	1

¹ 104=HP

	Fig.	Shank ¹	Ref.-No.	Size	Pieces/Kit
	9502U	RA	658 204 300 523	045	1
	9503U	RA	658 204 297 523	030	1
	9504U	RA	658 204 030 523	070	1
	9508U	RA	658 204 310 523	110	1
	9780	RA	803 204 243 522	040	1
	9785	RA	803 204 297 523	030	1
	9781	RA	803 204 030 522	060	1
	9782	RA	803 204 304 522	100	1

¹ 204=RA

Application



9501U: Smoothing of the occlusal surface, Recommended rotary Speed: 7.000 – 10.000 rpm



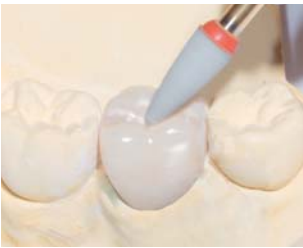
9507U: Smoothing of the edges, Recommended rotary Speed: 7.000 – 10.000 rpm



9509U: Smoothing of the external shape, Recommended rotary Speed: 7.000 – 10.000 rpm



9508U: Smoothing of the interdental space, Recommended rotary Speed: 7.000 – 10.000 rpm



9780: High-shine polishing of the occlusal surface, Recommended rotary Speed: 3.000 – 10.000 rpm



9786: High-shine polishing of the edges, Recommended rotary Speed: 3.000 – 10.000 rpm



9787: High-shine polishing of the external shape, Recommended rotary Speed: 3.000 – 10.000 rpm



9782: High-shine polishing of the interdental space, Recommended rotary Speed: 3.000 – 10.000 rpm



Before and After: High-shine results with MEISINGER LUSTER® Kits

Materials

Intended for use with hybrid ceramics

At a glance

- Specially developed for use on hybrid ceramic restorations
- Coordinated two-step system
- Easy handling
- High-shine results after a short processing time

More Information

The MEISINGER polishing system LUSTER® for Hybrid Ceramics has been specially developed for use on hybrid ceramic restorations. The MEISINGER polishers are formulated with the proper combination of diamonds impregnated into a soft binder to smooth the ceramic while protecting the composite material. The LUSTER® for

Hybrid Ceramics kits are available for intraoral and extraoral use. The coordinated two-stage polishing system allows for proper pre-polishing and final high-shine finishing. Occlusal surfaces, cusps and fissures can be optimally adjusted and polished without the need for polishing paste.

Twist Polishing Kit for Composites



2663
Twist Polishing Kit for Composites

	Fig.	Shank ¹	Ref.-No.	Size	Pieces/Kit
	9769M	RA	803 204 000 523	100	2
	9769M	RA	803 204 000 523	140	2
	9769F	RA	803 204 000 503	100	2
	9769F	RA	803 204 000 503	140	2

¹ 204=RA

Application



9769M*: Pre-polishing of the occlusal surfaces and external shapes, Recommended rotary speed: 3.000 – 8.000 rpm



9769M*: Pre-polishing of the occlusal surfaces and external shapes, Recommended rotary speed: 3.000 – 8.000 rpm



9769F*: High-shine polishing of the occlusal surfaces and external shapes, Recommended rotary speed: 3.000 – 8.000 rpm



9769F*: High-shine polishing of the occlusal surfaces and external shapes, Recommended rotary speed: 3.000 – 8.000 rpm

***Note: To be used with little contact pressure!**

Materials

Intended for use with all hybrid composites, micro-filled composite restoratives, and high-density restorative material

At a glance

- Designed especially for polishing of all Composite restorations
- Flexible polishing lamellae specifically for occlusal surfaces
- Material-saving
- Short processing time
- Long service life

More Information


The Twist Polishing Kit for Composites has been specifically developed for easy high-shine polishing of all Composite restorations. The flexible lamellae of the twist polishers allow them to adapt to any surface

structure and render flawless results in areas that are difficult to reach, such as occlusal surfaces. In addition, the two-step polishers allow for short polishing times and extremely high levels of durability.

Twist Polisher

Kits for Hybrid Ceramics

according to Greg Campbell, DDS



GC05
Extraoral Twist Polisher Kit for Hybrid Ceramics,
according to Greg Campbell, DDS



GC06
Intraoral Twist Polisher Kit for Hybrid Ceramics,
according to Greg Campbell, DDS

	Fig.	Shank ¹	Ref.-No.	Size	Pieces/Kit
	S805	HP	807 104 010 524	018	1
	9735G	HP	805 104 107 525	050	1
	9769M	HP	803 104 000 523	170	1
	9769F	HP	803 104 000 503	170	1
	9787	HP	803 104 372 523	145	1

¹ 104=HP

	Fig.	Shank ¹	Ref.-No.	Size	Pieces/Kit
	805F	FG	806 314 012 514	014	1
	862F	FG	803 314 249 514	010	1
	830F	FG	806 314 257 514	021	1
	9762M	RA	803 204 243 526	040	1
	9769M	RA	803 204 000 523	140	1
	9762F	RA	803 204 243 506	040	1
	9769F	RA	803 204 000 503	140	1

¹ 314=FG, 204=RA

Application



9735G: Trimming the contact points, Recommended rotary Speed: 8.000 – 12.000 rpm



9769M*: Smoothing of the crown, Recommended rotary Speed: 3.000 – 8.000 rpm



9787: High-shine polishing of the external shapes, Recommended rotary Speed: 3.000 – 10.000 rpm



9769F*: High-shine polishing of the crown, Recommended rotary Speed: 3.000 – 8.000 rpm



Before and After:
High-shine results with
MEISINGER LUSTER® Kits

***Note: To be used with little contact pressure!**

According to
Greg Campbell, DDS
California, USA



Materials

Intended for use with hybrid ceramics and flowable composites

At a glance

- Fast, repeatable and predictable adjusting and polishing of hybrid ceramics
- Remarkable high-shine results
- High-quality diamond polishers
- Short processing time

More Information

Developed in collaboration with Greg Campbell, DDS, the Twist Polisher Kit for Hybrid Ceramics is designed to be fast, repeatable and predictable. Included in the extraoral kit are the necessary tools to adjust and polish hybrid ceramics, including a heatless stone for sprue removal and a sintered (layered) diamond S805-018 for enhancing occlusal anatomy. MEISINGER's Twist Polishers for hybrid ceramics bring out the luster of the restorations and are safe enough to use near the margin

without damage. The 9787-145 high-shine polishing wheel was specially developed to enhance the facial surfaces with stunning luster. The intraoral kit contains diamonds and polishers ideally suited for adjusting and polishing of hybrid ceramics. The diamonds gently adjust the occlusal surfaces and margins for proper fit and function in preparation for polishing. The polishing points and Twist Polishers are included for blending and polishing all surfaces of the restoration to produce the perfect luster.

LUSTER®

Composite Finishing Kit

At a glance

- Includes our exclusive Twist Finishers for precise, smooth trimming of composites
- Designed for polishing of all composite restorations
- Beautiful luster finish



LUS66
LUSTER® Composite Finishing Kit

More Information

MEISINGER LUSTER® Composite Finishing Kit was created to adjust and polish today's advanced composite materials. The kit contains MEISINGER's two-step Twist Polishers for composite and MEISINGER's Twist Finisher trimming and finishing burs. The two-step polishing system allows for short processing times and long service life for the Twist Polishers, which are flexible enough to adapt to any surface structure while gentle enough to preserve that structure. The Twist Finishers were specifically designed for both hybrid and new generation composite materials. The helical design of the Twist Finishers ensures that the instrument stays in contact with the tooth surface to eliminate chatter, which results in an extremely smooth finish. The brushing action created when using the burs virtually eliminates striations that may occur with straight-fluted finishing carbides.

Materials

Intended for use with all hybrid composites, micro-filled composite restoratives, and high-density restorative material

	Fig.	Shank ¹	Ref.-No.	Size	Pieces/Kit
	9769M	RA	803 204 000 523	100	1
	9769M	RA	803 204 000 523	140	1
	9769F	RA	803 204 000 503	100	1
	9769F	RA	803 204 000 503	140	1
	D0132	FG	500 314 699 072	008	1
	D0133	FG	500 314 159 072	010	1
	D0134	FG	500 314 164 072	014	1
	D0135	FG	500 314 166 072	014	1
	D0379	FG	500 314 277 972	023	1

¹ 204=RA, 314=FG

Super Flexible Discs

Assortment Packs

At a glance

- Super Flexible polishing discs for use with composites, ceramics and metals
- Each pack includes a mandrel and 100 discs in assorted grits








SF10 & SF14
Super Flexible Discs Assortment Packs

More Information

The MEISINGER Super Flexible Discs are used for the finishing and polishing of composites, ceramics, and metals. The Super Flexible Discs are coated on one side with aluminium oxide and are available in two sizes. In both sizes, the discs are available in the following grain sizes: coarse, medium, fine and super-fine.






Materials

Intended for use with all composite restorations, ceramics, and metal

	Grain	Fig.	Shank ¹	Ref.-No.	Size	Pieces/Kit
	coarse	SF1010	unmounted	620 900 371 531	100	25
	medium	SF1020	unmounted	620 900 371 521	100	25
	fine	SF1030	unmounted	620 900 371 511	100	25
	super-fine	SF1040	unmounted	620 900 371 501	100	25
	-	SF1RF	RA	330 204 608 000	000	1

¹ 204=HP, 900=unmounted



	Grain	Fig.	Shank ¹	Ref.-No.	Size	Pieces/Kit
	coarse	SF1410	unmounted	620 900 371 531	140	25
	medium	SF1420	unmounted	620 900 371 521	140	25
	fine	SF1430	unmounted	620 900 371 511	140	25
	super-fine	SF1440	unmounted	620 900 371 501	140	25
	-	SF1RF	RA	330 204 608 000	000	1

¹ 204=HP, 900=unmounted



LUSTER®

Intraoral Polishing Kit

according to James Klim, DDS

At a glance

- Different shapes to accommodate all surfaces
- Four different grits for precise adjusting and polishing
- Creates a long-lasting final shine

According to
James Klim, DDS
California, USA



JK01

LUSTER® Intraoral Polishing Kit, according to James Klim, DDS

More Information

The last step in any indirect cementation appointment is the final polish. Dr. James Klim developed the LUSTER® Intraoral Polishing Kit to make this step as seamless and efficient as possible. These polishers are available in cups, wheels and our innovative Twist Polishers, in coarse, medium, fine and extra fine grits.

	Fig.	Shank ¹	Ref.-No.	Size	Pieces/Kit
	9744G	RA	803 204 030 533	060	1
	9744M	RA	803 204 030 524	060	1
	9744F	RA	803 204 030 503	060	1
	9744C	RA	803 204 030 493	060	1
	9746G	RA	803 204 303 533	100	1
	9746M	RA	803 204 303 524	100	1
	9746F	RA	803 204 303 503	100	1
	9746C	RA	803 204 304 514	100	1

¹ 204=RA

Materials

Intended for use with porcelain and ceramic-like materials

	Fig.	Shank ¹	Ref.-No.	Size	Pieces/Kit
	9771G	RA	803 204 000 534	140	1
	9771M	RA	803 204 000 524	140	1
	9771F	RA	803 204 000 514	140	1
	9771C	RA	803 204 000 504	140	1

¹ 204=RA

Ceramics Polishing Kits

At a glance

- High-quality diamond impregnated polishers
- Three-step system
- Suitable for all feldspathic ceramic restorations
- Long service life



1470
Ceramics Polishing Kit






1471
Ceramics Polishing Kit
(Sterilizable bur block)

More Information

The Ceramics Polishing Kit is a three-step system for polishing of ceramics in dental laboratories. Diamond polishers in coarse, medium and fine grit are included thus enabling a high-shine finish in three steps. This kit is available either in a non-sterilizable plastic block or in a sterilizable aluminium bur block.

Materials

Intended for use with all feldspathic ceramics

	Fig.	Shank ¹	Ref.-No.	Size	Pieces/Kit
	9752G	HP	803 104 372 533	170	1
	9752M	HP	803 104 372 524	170	1
	9752F	HP	803 104 372 503	170	1

¹ 104=HP

LUSTER®

Porcelain Polishing Kits



LUS41
Extraoral Laboratory Set



LUS30
Intraoral Polishing Set

	Fig.	Shank ¹	Ref.-No.	Size	Pieces/Kit
	9770G	HP	803 104 303 533	260	1
	9742G	HP	803 104 300 533	040	1
	9770F	HP	803 104 303 503	260	1
	9742F	HP	803 104 300 503	040	1
	9770C	HP	803 104 303 493	260	1
	9742C	HP	803 104 300 493	040	1

¹ 104=HP

	Fig.	Shank ¹	Ref.-No.	Size	Pieces/Kit
	9746G	RA	803 204 303 533	100	1
	9743G	RA	803 204 243 533	040	1
	9744G	RA	803 204 030 533	060	1
	9746F	RA	803 204 303 503	100	1
	9743F	RA	803 204 243 503	040	1
	9744F	RA	803 204 030 503	060	1
	9746C	RA	803 204 304 514	100	1
	9743C	RA	803 204 243 930	040	1
	9744C	RA	803 204 030 493	060	1

¹ 204=RA

Application



9770G: Pre-polishing of the external shape, Recommended rotary Speed: 7.000 – 12.000 rpm



9742G: Pre-polishing of the occlusal surface, Recommended rotary Speed: 7.000 – 12.000 rpm



9770F: High-shine polishing of the external shape, Recommended rotary Speed: 7.000 – 12.000 rpm



9742F: High-shine polishing of the occlusal surface, Recommended rotary Speed: 7.000 – 12.000 rpm



9770C: Mirror finish polishing of the external shape, Recommended rotary Speed: 7.000 – 12.000 rpm



9742C: Mirror finish polishing of the occlusal surface, Recommended rotary Speed: 7.000 – 12.000 rpm



Before and After: High-shine results with MEISINGER LUSTER® Kits

Materials

Intended for use with all porcelain ceramics

At a glance

- Application on all porcelain ceramics
- Natural appearance with exceptional shine
- Short processing time
- Extremely high service life

More Information

The LUSTER® Porcelain Polishing Kits are specially developed for the polishing of porcelain ceramics. The instruments of this system are available in different grits, from coarse to extra fine, and allow rapid and systematic processing of all porcelain ceramics. This three-step

polishing system produces high-shine results after a very short processing time. The use of polishing paste is not necessary.

Acrylic Adjustment Kit

At a glance

- Quick and easy implementation
- Exceptional performance
- Long service life











2638
Acrylic Adjustment Kit

More Information

The Acrylic Adjustment Kit offers comprehensive instruments for the quick and easy adjustment and polishing of acrylics. The innovative tothing of these carbide burs ensures the achievement of smooth surfaces. The various synthetic material polishers are the result of years of development and are designed for high performance and durability.

Materials

Intended for use with acrylic materials

	Fig.	Shank ¹	Ref.-No.	Size	Pieces/Kit
	HM 79FX	HP	500 104 194 140	040	1
	HM 251FX	HP	500 104 274 140	060	1
	9572V	HP	658 104 201 536	150	1
	9573V	HP	658 104 273 536	100	1
	9572P	HP	658 104 201 534	150	1
	9573P	HP	658 104 273 534	100	1
	9572H	HP	658 104 201 524	150	1
	9573H	HP	658 104 273 524	100	1

¹ 104=HP

Black Cobra

Crown Temporization Kit

At a glance

- Extremely hard and wear-resistant diamond-like CARBOCER® coating
- Specific burs and polishers for temporary materials



















BC03

Black Cobra Crown Temporization Kit

More Information

MEISINGER's Black Cobra Crown Temporization Kit includes all the instruments for adjusting and polishing temporaries. MEISINGER's Black Cobra fine lab carbides for adjusting acrylics are included in this kit. The unique Black Cobra carbides are notable for their increased longevity, a result of the low-friction coating that protects the carbide surface of the bur. Two diamond discs are included. The smaller disc is ideal for defining the embrasures, edges and corners. The three polishers complete the kit and provide a superior finish to the temporary.

	Fig.	Shank ¹	Ref.-No.	Size	Pieces/Kit	
		940F	HP	806 104 377 514	200	1
		943DC	HP	806 104 361 504	100	1
		9580H	HP	658 104 300 524	056	1
		9580P	HP	658 104 300 534	056	1
		9580V	HP	658 104 300 536	056	1
		B23F	HP	507 104 199 140	023	1
		B251F	HP	507 104 274 140	060	1
		B79F	HP	507 104 194 140	040	1

¹ 104=HP

Materials

Intended for use on temporary materials

PMMA/PEEK

Adjusting and Polishing Kit

At a glance

- Efficient shapes for all surfaces
- Twist polisher for hard to reach areas
- High-shine finish



PMMA1
PMMA/PEEK Adjusting and Polishing Kit

More Information

MEISINGER's PMMA/PEEK Adjusting and Polishing Kit includes all the necessary instruments for adjusting and polishing temporaries and partials. MEISINGER's fine cross-cut lab carbide HM75FX for adjusting is included in this kit as well as MEISINGER's new polishers specifically designed for the polishing of PMMA/PEEK material. The cotton polishing brush completes the kit and provides a superior finish to the temporary/partial.

Materials

Intended for use on PMMA/PEEK materials

	Fig.	Shank ¹	Ref.-No.	Size	Pieces/Kit
	9792	HP	803 104 041 523	145	1
	9791	HP	803 104 284 523	050	1
	9790	HP	803 104 543 523	170	1
	HM75FX	HP	500 104 260 140	040	1
	150	HP	080 104 045 000	220	1

¹ 104=HP

Flexible Acrylic Adjusting and Polishing Kit

At a glance

- Efficient reduction without excessive heat build-up
- High luster finish



VAL01

Flexible Acrylic Adjusting and Polishing Kit

More Information

MEISINGER's Flexible Acrylic Adjustment and Polishing Kit is the only kit you will ever need for adjusting and polishing Valplast®, DuraFlex™ and tcs® partials. Lab carbides in both coarse and fine for adjustments are included in addition to a fine polisher and cotton buffing wheel.

Materials

Intended for use on flexible nylon materials

	Fig.	Shank ¹	Ref.-No.	Size	Pieces/Kit
	150	HP	080 104 045 000	220	1
	9507H	HP	652 104 292 503	050	1
	HM79FT	HP	500 104 194 142	040	1
	HM79HT	HP	500 104 194 221	040	1

¹ 104=HP

Black Cobra

Complete Crown Removal Kit



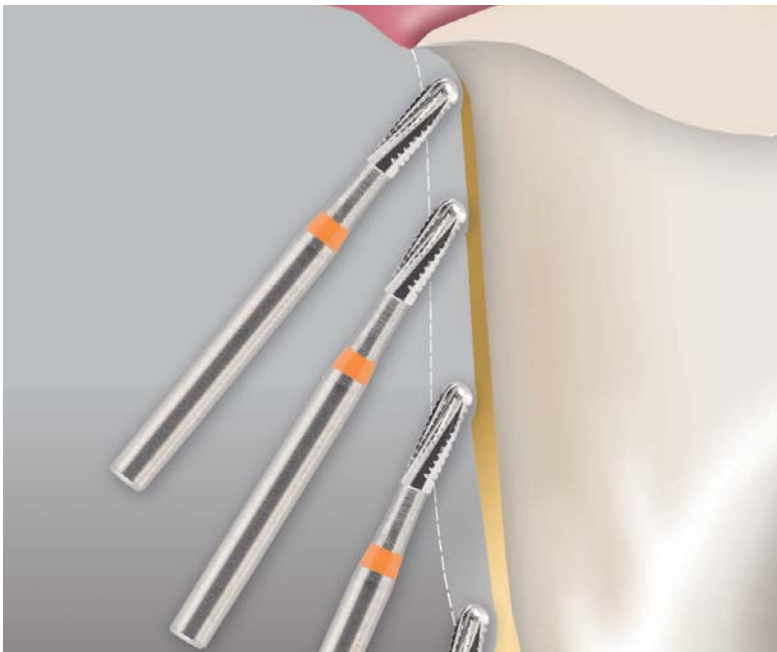
BC04

Black Cobra Complete Crown Removal Kit

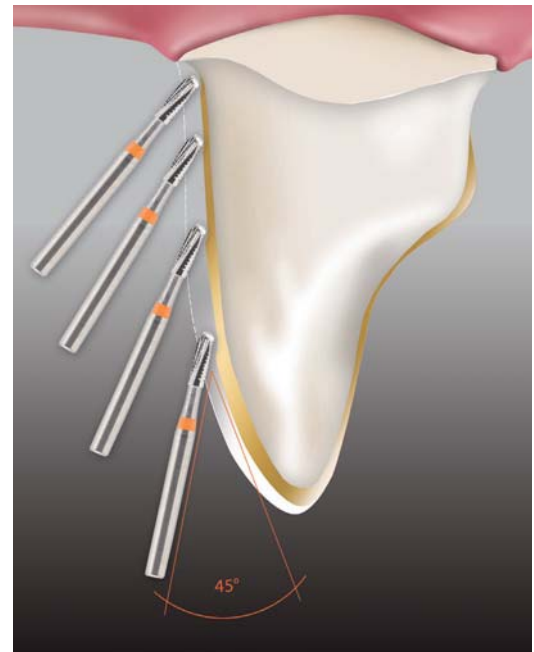
		Shank ¹	Ref.-No.	Size	Pieces/Kit
	HMG34RS	FG	500 314 138 008	012	1
	HM21RX	FG	500 314 139 019	012	1
	HM31A	FG	500 314 139 008	012	1
	HM31C	FG	500 314 134 015	012	1
	B850	FG	809 314 198 544	016	1
	B850	FG	809 314 198 544	018	1
	B850	FG	809 314 198 544	021	1
	B850	FG	809 314 198 544	025	1
	B852	FG	809 314 199 544	016	1
	B852	FG	809 314 199 544	018	1

¹ 314=FG

Application



MEISINGER's BC04 provides the perfect crown cutter for every material and allows for a quick, easy and, not least, economic removal of crowns and bridges.



Use the crown cutters in the red contra-angle and in a cutting angle of about 45°. Recommended rotary speed: 160.000 rpm

Materials

HM31A, HM21RX, HM31C, HMG34RS: From softer metals to extremely hard metals and PFM
 B850, B852: All ceramics including zirconia

At a glance

- Easily and efficiently remove crowns of all types of materials
- Features Black Cobra diamonds for all hard materials like Zirconia
- The only kit needed for the removal of all dental restorations

More Information

The BC04 Black Cobra Complete Crown Removal Kit is the only kit you will need for the removal of any dental restoration. Included in the kit are six Black Cobra diamonds for efficiently removing the hardest of

crown materials such as Zirconia, as well as four special carbides for cutting through metal substructures or PFM crowns.

LUSTER® Paste

At a glance

- Effective high-shine polishing
- Perfect high-shine on all dental ceramic restorations
- Suitable both for **extraoral** and **intraoral** use
- Economical dosage



DPS1/DPS2
LUSTER® Paste

DP2/DP4
LUSTER® Paste

More Information

The MEISINGER LUSTER® Paste is a 1-step diamond polishing paste used for high-shine polishing of all dental ceramic materials. It is suitable both for extraoral and intraoral use and gives a perfect high-shine to all ceramic restorations. The high-quality polishing paste significantly simplifies the polishing of occlusal surfaces and the maintenance of existing restorations. The MEISINGER LUSTER® Paste contains natural diamond particles and is available with two different grain sizes: 8-12 μm (fine) and 16-18 μm (medium).



	Grit	Filling Amount
DPS1	Fine	1g Syringe
DPS2	Fine	2g Syringe

Materials

Intended for use on all ceramic materials



	Grit	Filling Amount
DP2	Medium	3g Container
DP4	Fine	3g Container

LUSTER®

Zirconia Paste

At a glance

- Effective polishing
- Perfect high-shine especially on zirconia restorations
- Specially for application in laboratory
- Economical dosage



DP2Z
LUSTER® Zirconia Paste

More Information

The MEISINGER LUSTER® Zirconia Paste is a 1-step diamond polishing paste used for extraoral high-shine polishing of zirconia restorations. The high-quality polishing paste significantly simplifies the polishing of occlusal surfaces. The MEISINGER LUSTER® Zirconia Paste contains diamond particles with a grain size of 4-8 μm .



	Grit	Filling Amount
DP2Z	Fine	15g Container

Materials

Intended for use on zirconia
Extraoral use only

Fuzzies

Assortment Kit

At a glance

- For delicate polishing
- Available in packs of 5 or in an assorted kit



2530
Fuzzies Assortment Kit

More Information

MEISINGER's Fuzzies polishing wheels, when used with low speeds and light pressure, create a fine finish without overheating due to friction. The polishing wheels provide the user the ability to polish precious metals, composites and acrylics without damaging the surfaces.

	Fig.	Shank ¹	Ref.-No.	Size	Pieces/Kit
	253	HP	030 104 045 000	250	1
	253F	HP	030 104 045 001	250	1
	253M	HP	030 104 045 003	250	1
	253G	HP	030 104 045 005	250	1

¹ 104=HP

Extra-fine
 Fine
 Medium
 Coarse

Materials

Intended for use on precious metals, composites and acrylics

Portable Micromotor with battery

At a glance

- Practical & portable
- Max. 30,000 rpm
- 2.4 Ncm torque
- Long lasting lithium battery
- LED RPM display

Independence
in your
practice



KI030
Portable Micromotor

More Information

Despite its compact dimensions, this ultra-small portable micromotor offers a performance superior to that of many stationary micromotors: a maximum speed of 30,000 rpm and a robust 2.4 Ncm torque. MEISINGER's micromotor is equipped with a high-performance,

extremely fatigue-free lithium ion battery to enable excellent performance. Up to 5 continuous hours of running time is possible on battery operation. Complete recharging only takes 3 hours.

Flexible Polishers at a glance

Abrasives for ceramics | Polishers for ceramics



PRODUCT MATERIAL						
FELDSPATHIC CERAMICS	✓	✓	✓	✓		
LEUCITE REINFORCED CERAMIC	✓			✓	✓	
OXIDE CERAMICS	✓			✓		✓
SILICATE CERAMICS	✓			✓	✓	
ZIRCONIA	✓			✓		✓
HYBRID CERAMICS						
COMPOSITE						
ACRYLIC & TEMPORARY MATERIALS						

Application and hygiene symbols

The symbols to the right give merely suggestions for the possible implementation of the products on the following pages. The user takes full responsibility of their own decisions regarding application according to existing indications. Please follow general application and

safety instructions for MEISINGER products in the medical and dental area. Details can be found on the internet under www.meisingerusa.com or you can request them by mail.

Polishers for composites

Polishers for acrylics & temporary materials

✓							
	✓			✓		✓	
	✓	✓	✓	✓	✓	✓	
							✓

Dental treatment



Working on filling

Dental laboratory



Model casting technique



Crown and bridge technique



Veneer and ceramic technique

Disinfection / Sterilization



134 °C Sterilizable in a steam sterilizer (autoclave) at the specified temperature



Ultrasonic bath



Washer-disinfector for thermal disinfection



Reusing disposable products increases the risk of infection. Risk-free functional safety cannot be guaranteed if disposable products are reused.



Please also note the general application and safety instructions for MEISINGER products in the medical sector and also the instructions for the processing (cleaning, disinfection and sterilization) of medical products from Hager & Meisinger GmbH.

Abrasives for Ceramics

Diamond impregnated

Diamond impregnated abrasives for pre-grinding ceramics

Coarse (Zirconia)

Medium (Lithium Disilicate)



9734H 9734G



Fig.	Shank	Ref.-No.		2	2
			L mm	10,0	10,0
9734H	HP	805 104 173 535		040	
	RA	805 204 173 535		040*	
9734G	HP	805 104 173 525			040
	RA	805 204 173 525			040*



9735H 9735G




Fig.	Shank	Ref.-No.		2	2
			L mm	13,0	13,0
9735H	HP	805 104 107 535		050	
9735G	HP	805 104 107 525			050



9736H 9736G



Fig.	Shank	Ref.-No.		2	2
			L mm	3,0	3,0
9736H	HP	805 104 042 535		150	
9736G	HP	805 104 042 525			150



9738H 9738G



Fig.	Shank	Ref.-No.		2	2
			L mm	13,0	13,0
9738H	HP	805 104 156 535		050	
9738G	HP	805 104 156 525			050



Polishers for Ceramics

Multi-Step System

Diamond impregnated polishers for ceramics except hybrid ceramics

Pre-grind (extra-coarse)
 Pre-polish (coarse)
 Polish (medium)
 High-shine polish (fine)
 Mirror finish polish (extra-fine)

9741G 9741M 9741F



Fig.	Shank	Ref.-No.		2	2	2
			L mm	7,5	7,5	7,5
9741G	RA	803 204 243 533		030		
9741M	RA	803 204 243 524			030	
	FG	803 314 243 524			030	
9741F	RA	803 204 243 503				030
	FG	803 314 243 503				030



9742F



Fig.	Shank	Ref.-No.		2
			L mm	13,0
9742F	RA	803 204 300 503		040



9743G 9743M 9743F 9743C



Fig.	Shank	Ref.-No.		2	2	2	2
			L mm	10,0	10,0	10,0	10,0
9743G	RA	803 204 243 533		040			
9743M	RA	803 204 243 524			040		
9743F	RA	803 204 243 503				040	
9743C	RA	803 204 243 930					040



9744G 9744M 9744F 9744C



Fig.	Shank	Ref.-No.		2	2	2	2
			L mm	7,5	7,5	7,5	7,5
9744G	RA	803 204 030 533		060			
9744M	RA	803 204 030 524			060		
9744F	RA	803 204 030 503				060	
9744C	RA	803 204 030 493					060



9746G 9746M 9746F 9746C



Fig.	Shank	Ref.-No.		2	2	2	2
			L mm	2,5	2,5	2,5	2,5
9746G	RA	803 204 303 533		100			
9746M	RA	803 204 303 524			100		
9746F	RA	803 204 303 503				100	
9746C	RA	803 204 304 514					100



9749G 9749M 9749F



Fig.	Shank	Ref.-No.		2	2	2
			L mm	2,0	2,0	2,0
9749G	RA	803 204 044 533		110		
9749M	RA	803 204 044 524			110	
9749F	RA	803 204 044 503				110



9742H

9742G
9742M
9742F
9742C



Fig.	Shank	Ref.-No.		2	2	2	2	2
				L mm				
9742H	HP	803 104 300 544		040				
9742G	HP	803 104 300 533			040			
9742M	HP	803 104 300 524				040		
9742F	HP	803 104 300 503					040	
9742C	HP	803 104 300 493						040



9749G

9749M
9749F



Fig.	Shank	Ref.-No.		2	2	2
				L mm		
9749G	HP	803 104 044 533		110		
9749M	HP	803 104 044 524			110	
9749F	HP	803 104 044 503				110



9752H

9752G
9752M
9752F
9752C



Fig.	Shank	Ref.-No.		1	1	1	1	1
				L mm				
9752H	HP	803 104 372 544		170				
	unmounted	803 900 372 544		170				
9752G	HP	803 104 372 533			170			
	unmounted	803 900 372 533			170			
9752M	HP	803 104 372 524				170		
	unmounted	803 900 372 524				170		
9752F	HP	803 104 372 503					170	
	unmounted	803 900 372 503					170	
9752C	HP	803 104 372 493						170
	unmounted	803 900 372 493						170



9753G
9753M
9753F



Fig.	Shank	Ref.-No.		1	1	1
			L mm	2,5	2,5	2,5
9753G	HP	803 104 303 533		150		
	unmounted	803 900 303 533		150		
9753M	HP	803 104 303 524			150	
	unmounted	803 900 303 524			150	
9753F	HP	803 104 303 503				150
	unmounted	803 900 303 503				150



9770H
9770G
9770M
9770F
9770C



Fig.	Shank	Ref.-No.		1	1	1	1	1
			L mm	2,0	2,0	2,0	2,0	2,0
9770H	HP	803 104 303 544		260				
9770G	HP	803 104 303 533			260			
9770M	HP	803 104 303 524				260		
9770F	HP	803 104 303 503					260	
9770C	HP	803 104 303 493						260



4-Step System

Diamond impregnated polishers for ceramics except hybrid ceramics

- Flexible polishing lamellae
- Specifically for occlusal surfaces
- Material-saving
- Short processing times
- High service life

1. Step
Pre-polish (coarse)

2. Step
Polish (medium)

3. Step
High-shine polish (fine)

4. Step
Mirror finish polish (extra-fine)

9771G
9771M
9771F
9771C




Fig.	Shank	Ref.-No.		2	2	2	2
			L mm	1,6	1,6	1,6	1,6
9771G	RA	803 204 000 534		100*			
9771G	RA	803 204 000 534		140*			
9771G	HP	803 104 000 534		170			
9771G	HP	803 104 000 534		260			
9771M	RA	803 204 000 524			100*		
9771M	RA	803 204 000 524			140*		
9771M	HP	803 104 000 524			170		
9771M	HP	803 104 000 524			260		
9771F	RA	803 204 000 514				100*	
9771F	RA	803 204 000 514				140*	
9771F	HP	803 104 000 514				170	
9771F	HP	803 104 000 514				260	
9771C	RA	803 204 000 504					100*
9771C	RA	803 204 000 504					140*
9771C	HP	803 104 000 504					170
9771C	HP	803 104 000 504					260



Note: To be used with little contact pressure!

2-Step System

Two-step diamond impregnated polishers specifically for use on lithium disilicate, silicate ceramics and leucite-reinforced ceramics

1. Step
Pre-polish (medium)

2. Step
High-shine (fine)

DPO01 DPO04




Fig.	Shank	Ref.-No.		1	1
			L mm	2,0	2,0
DPO01	HP	803 104 303 522		200	
DPO04	HP	803 104 303 512			200



DPO02 DPO05



Fig.	Shank	Ref.-No.		2	2
			L mm	13,0	13,0
DPO02	HP	803 104 243 522		040	
	RA	803 204 244 522		040*	
DPO05	HP	803 104 243 512			040
	RA	803 204 244 512			040*



DPO03 DPO06



Fig.	Shank	Ref.-No.		2	2
			L mm	2,5	2,5
DPO03	HP	803 104 372 522		110	
DPO06	HP	803 104 372 512			110



DPO07 DPO08



Fig.	Shank	Ref.-No.		2	2
			L mm	7,5	7,5
DPO07	RA	803 204 030 592		060	
DPO08	RA	803 204 030 512			060



DPO09 DPO10



Fig.	Shank	Ref.-No.		1	1
			L mm	2,5	2,5
DPO09	HP	803 104 372 522		170	
DPO09	unmounted	803 900 372 512		170	
DPO10	HP	803 104 372 522			170
DPO10	unmounted	803 900 372 512			170



2-Step System

Two-step diamond coated instruments especially for the treatment of Zirconia restorations

1. Step
Smoothing / pre-polishing (medium)

2. Step
High-shine (fine)

DCA01 DCA07



Fig.	Shank	Ref.-No.		1	1
			L mm	2,0	2,0
DCA01	HP	803 104 304 524		260	
DCA07	HP	803 104 304 514			260



DCA02 DCA08



Fig.	Shank	Ref.-No.		1	1
			L mm	14,0	14,0
DCA02	HP	803 104 292 524		073	
DCA08	HP	803 104 292 514			073



DCA03 DCA09



Fig.	Shank	Ref.-No.		1	1
			L mm	2,0	2,0
DCA03	HP	803 104 303 524		200	
DCA09	HP	803 104 303 514			200



DCA04 DCA10



Fig.	Shank	Ref.-No.		2	2
			L mm	13,0	13,0
DCA04	HP	803 104 243 524		040	
	RA	803 204 244 524		040*	
DCA10	HP	803 104 243 514			040
	RA	803 204 244 514			040*



DCA05 DCA11




Fig.	Shank	Ref.-No.		1	1
			L mm	2,5	2,5
DCA05	HP	803 104 372 524		110	
DCA11	HP	803 104 372 514			110



DCA06 DCA12



Fig.	Shank	Ref.-No.		1	1
			L mm	2,5	2,5
DCA06	HP	803 104 373 524		170	
	unmounted	803 900 373 524		170	
DCA12	HP	803 104 373 514			170
	unmounted	803 900 373 514			170



DCA13 DCA14



Fig.	Shank	Ref.-No.		2	2
			L mm	7,5	7,5
DCA13	RA	803 204 030 525		060	
DCA14	RA	803 204 030 514			060



DCA15 DCA16



Fig.	Shank	Ref.-No.		2	2
			L mm	2,5	2,5
DCA15	RA	803 204 303 525		100	
DCA16	RA	803 204 303 514			100



3-Step System

For use on feldspathic ceramics

1. Step
Adjusting (medium)

2. Step
Smoothing (fine)

3. Step
Polishing (extra fine)

9652V 9652P 9652H



Fig.	Shank	Ref.-No.		5	5	5
			L mm	12,0	12,0	12,0
9652V	RA	658 204 300 525		045		
9652P	RA	658 204 300 515			045	
9652H	RA	658 204 300 505				045



9653V 9653P 9653H



Fig.	Shank	Ref.-No.		5	5	5
			L mm	10,0	10,0	10,0
9653V	RA	658 204 030 525		070		
9653P	RA	658 204 030 515			070	
9653H	RA	658 204 030 505				070



9613V 9613P 9613H




Fig.	Shank	Ref.-No.		10	10	10
			L mm	4,0	4,0	3,0
9613V	unmounted	658 900 303 525		220		
9613P	unmounted	658 900 303 515			220	
9613H	unmounted	658 900 303 505				220



9617V 9617P 9617H



Fig.	Shank	Ref.-No.		10	10	10
			L mm	3,0	3,0	3,5
9617V	unmounted	658 900 372 525		220		
9617P	unmounted	658 900 372 515			220	
9617H	unmounted	658 900 372 505				220



9619V 9619P 9619H



Fig.	Shank	Ref.-No.		10	10	10
			L mm	24,0	24,0	24,0
9619V	unmounted	658 900 133 525		060		
9619P	unmounted	658 900 133 515			060	
9619H	unmounted	658 900 113 505				060



Polishers for Composite

2-Step System

For simple polishing of all composite restorations, including regions difficult to access.

- Flexible polishing lamellae
- Material saving
- Extremely high service life
- Specifically for occlusal surfaces
- Short processing times

1. Step
Pre-polishing

2. Step
High-shine polishing

9769M
9769F



Fig.	Shank	Ref.-No.		2	2
			L mm	1,6	1,6
9769M	RA	803 204 000 523		100*	
9769M	RA	803 204 000 523		140*	
9769M	HP	803 104 000 523		140	
9769M	HP	803 104 000 523		170	
9769F	RA	803 204 000 503			100*
9769F	RA	803 204 000 503			140*
9769F	HP	803 104 000 503			140
9769F	HP	803 104 000 503			170

Note: To be used with little contact pressure!



For use on hybrid composites, micro filled composites and high density restorative materials

1. Step
Smoothing (medium)

2. Step
High-shine polishing (fine)

9760M
9760F



Fig.	Shank	Ref.-No.		2	2
			L mm	2,5	2,5
9760M	RA	803 204 303 526		100	
9760F	RA	803 204 303 506			100



9762M
9762F



Fig.	Shank	Ref.-No.		2	2
			L mm	10,0	10,0
9762M	RA	803 204 243 526		040	
9762F	RA	803 204 243 506			040



9766M
9766F



Fig.	Shank	Ref.-No.		2	2
			L mm	10,0	10,0
9766M	RA	803 204 300 526		050	
9766F	RA	803 204 300 506			050



9767M
9767F



Fig.	Shank	Ref.-No.		2	2
			L mm	6,5	6,5
9767M	FG	803 204 243 526		030	
9767M	FG	803 314 243 526		030	
9767F	FG	803 204 243 506			030
9767F	FG	803 314 243 506			030



9768M
9768F



Fig.	Shank	Ref.-No.		2	2
			L mm	7,5	7,5
9768M	RA	803 204 030 526		060	
9768F	RA	803 204 030 506			060



Hybrid Polisher

For use on hybrid composites, micro filled composites and high density restorative materials

9780
9781
9782



Fig.	Shank	Ref.-No.		5	5	5	
				L mm	10,0	7,5	2,5
9780	RA	803 204 243 522		040			
9781	RA	803 204 030 522			060		
9782	RA	803 204 304 522				100	



Single-use Diamond Composite Polishers

D9780
D9781
D9782



Fig.	Shank	Ref.-No.		5	5	5	
				L mm	8,0	7,0	6,0
D9780	RA	803 204 243 523		041			
D9781	RA	803 204 030 523			057		
D9782	RA	803 204 034 523				080	



2-Step System Single-use Diamond Composite Polishers

1. Step
Smooth, medium

2. Step
High-shine polishing, fine

9754M
9754F



Fig.	Shank	Ref.-No.		50	50	
				L mm	8,7	8,7
9754M	RA	803 204 541 522		055		
9754F	RA	803 204 541 502			055	



9755M
9755F




Fig.	Shank	Ref.-No.		50	50	
				L mm	6,9	6,9
9755M	RA	803 204 297 522		040		
9755F	RA	803 204 297 502			040	



9756M
9756F



Fig.	Shank	Ref.-No.		50	50	
				L mm	6,4	6,4
9756M	RA	803 204 030 522		060		
9756F	RA	803 204 030 502			060	



9757M
9757F



Fig.	Shank	Ref.-No.		50	50	
				L mm	1,6	1,6
9757M	RA	803 204 543 522		110		
9757F	RA	803 204 543 502			110	



Note: To be used with little contact pressure!

3-Step System

Diamond impregnated polishers for use on soft composites

1. Step
Pre-polishing (coarse)

2. Step
Polishing (medium)

3. Step
High-shine polishing (fine)

9712G 9712M 9712F



Fig.	Shank	Ref.-No.		2	2	2
			L mm	10,5	10,5	10,5
9712G	RA	803 204 243 532		040		
9712M	RA	803 204 243 523			040	
9712F	RA	803 204 243 513				040



9713M 9713F




Fig.	Shank	Ref.-No.		2	2
			L mm	7,5	7,5
9713M	FG	803 314 243 523		033	
9713F	FG	803 314 243 513			033



9714G 9714M 9714F



Fig.	Shank	Ref.-No.		2	2	2
			L mm	7,5	7,5	7,5
9714G	RA	803 204 030 532		060		
9714M	RA	803 204 030 523			060	
9714F	RA	803 204 030 513				060



9718G 9718M 9718F



Fig.	Shank	Ref.-No.		2	2	2
			L mm	3,0	3,0	3,0
9718G	RA	803 204 303 532		100		
9718M	RA	803 204 303 523			100	
9718F	RA	803 204 303 513				100



2-Step System

For use on composites (except hybrid composites)

1. Step
Pre-polishing (medium)

2. Step
Polishing (fine)

9526V 9526P



Fig.	Shank	Ref.-No.		5	5
			L mm	10,5	10,5
9526V	RA	658 204 300 522		047	
9526P	RA	658 204 300 512			047



9527V 9527P



Fig.	Shank	Ref.-No.		5	5
			L mm	6,0	6,0
9527V	RA	658 204 297 522		033	
9527P	RA	658 204 297 512			033



9528V 9528P



Fig.	Shank	Ref.-No.		5	5
			L mm	9,0	9,0
9528V	RA	658 204 030 522		065	
9528P	RA	658 204 030 512			065



Polishers

for acrylics & temporary materials

1-Step System

Diamond impregnated polishers specifically for use on PMMA and PEEK

9790



Fig.	Shank	Ref.-No.		2	2	2
			L mm	1,6	1,6	2,0
9790	HP	803 104 543 523		140	170	260



9791



Fig.	Shank	Ref.-No.		5
			L mm	16,0
9791	HP	803 104 284 523		050



9792



Fig.	Shank	Ref.-No.		5
			L mm	2,5
9792	HP	803 104 041 523		145



9793



Fig.	Shank	Ref.-No.		5
			L mm	2,5
9793	HP	803 104 303 523		145





Note: To be used with little contact pressure!

Speed Recommendations

For the optimal use of our rotating instruments, in the following you will find an overview of the optimum and maximum permitted rotary speed of the MEISINGER products included in this brochure. So you can determine at a glance which speed has to be applied

for your instruments. Proper use of your MEISINGER products will optimize work results and perfect your time management in the clinic and in the laboratory.

Kit	Figure	Shank	Size	Optimum rotary speed	Maximum rotary speed
 <p>DDA01</p>	808R	314	012	200.000 - 280.000	300.000
	850	314	016	200.000 - 280.000	280.000
	850	314	021	200.000 - 210.000	210.000
	850F	314	014	200.000 - 280.000	300.000
	850F	314	018	200.000 - 250.000	250.000
	837L	314	012	160.000	160.000
	837LF	314	012	200.000 - 300.000	300.000
	830F	314	023	200.000 - 300.000	300.000
	859F	314	010	150.000 - 250.000	300.000
	863C	314	012	200.000 - 300.000	300.000
	B878	314	014	200.000 - 280.000	300.000
	B878	314	018	200.000 - 280.000	300.000
	HM7RX	314	014	160.000 - 230.000	300.000
	Z838L	314	014	Max. 150.000	300.000
	HM1SQ	204	014	20.000 - 30.000	100.000
	9743M	204	040	7.000 - 12.000	20.000
	9743F	204	040	7.000 - 12.000	20.000
	9743C	204	040	7.000 - 12.000	20.000
	9771M	204	140	7.000 - 12.000	20.000
	9771F	204	140	7.000 - 12.000	20.000
	9771C	204	140	7.000 - 12.000	20.000
	HM1SQ	204	018	20.000 - 30.000	100.000
	830	314	023	200.000 - 300.000	300.000
	859G	314	014	150.000 - 250.000	300.000

Kit	Figure	Shank	Size	Optimum rotary speed	Maximum rotary speed
 <p>TA001</p>	856	314	012	200.000 - 300.000	300.000
	856F	314	012	200.000 - 300.000	300.000
	856	314	016	200.000 - 280.000	280.000
	856F	314	016	200.000 - 280.000	280.000
	856F	314	018	200.000 - 250.000	250.000
	856F	314	018	200.000 - 250.000	250.000
	856	314	021	200.000 - 210.000	210.000
	856F	314	021	200.000 - 210.000	210.000
	801	314	018	200.000 - 250.000	250.000
	801F	314	018	200.000 - 250.000	250.000
	845R	314	018	200.000 - 250.000	250.000
	845RF	314	018	200.000 - 250.000	250.000
	845R	314	025	180.000	180.000
	828Y	314	017	160.000 - 200.000	250.000
	833	314	023	200.000 - 300.000	300.000
	833F	314	023	200.000 - 300.000	300.000
	839R	314	012	120.000	120.000
	HM31CL	314	012	160.000	160.000
	859L	314	010	150.000 - 160.000	160.000
	834	314	018	200.000 - 250.000	250.000
	847RF	314	016	200.000 - 280.000	280.000
	HMD132U	314	008	20.000 - 40.000	300.000
	907	314	041	100.000	100.000
	GT48L	314	016	300.000 - 450.000	500.000

Kit	Figure	Shank	Size	Optimum rotary speed	Maximum rotary speed
2565	828G	314	017	160.000 - 200.000	250.000
	828O	314	017	160.000 - 200.000	250.000
	828Y	314	017	160.000 - 200.000	250.000
	828B	314	017	160.000 - 200.000	250.000
	828R	314	017	160.000 - 200.000	250.000
	828W	315	017	160.000 - 200.000	250.000



Kit	Figure	Shank	Size	Optimum rotary speed	Maximum rotary speed
2565T	828TB	314	017	160.000 - 200.000	250.000
	828TG	314	017	160.000 - 200.000	250.000
	828TO	314	017	160.000 - 200.000	250.000
	828TR	314	017	160.000 - 200.000	250.000
	828TW	314	017	160.000 - 200.000	250.000
	828TY	314	017	160.000 - 200.000	250.000



Kit	Figure	Shank	Size	Optimum rotary speed	Maximum rotary speed
BC02	B830	314	023	200.000 - 300.000	300.000
	B847	314	016	200.000 - 280.000	280.000
	B850	314	016	200.000 - 280.000	280.000
	B850	314	018	200.000 - 250.000	250.000
	B862	314	014	200.000 - 280.000	300.000
	HM212LR	314	016	20.000 - 40.000	160.000
	HM375R	314	016	20.000 - 40.000	280.000
	HM375R	314	018	20.000 - 40.000	280.000
	HM48L	314	012	20.000 - 40.000	120.000
	B21R	314	012	160.000	160.000





Kit	Figure	Shank	Size	Optimum rotary speed	Maximum rotary speed
JK02	833F	314	023	200.000 - 300.000	300.000
	898F	314	014	150.000 - 250.000	300.000
	833C	314	023	200.000 - 300.000	300.000
	898C	314	014	200.000 - 300.000	300.000
	HM44E	314	023	20.000 - 40.000	160.000
	HM246	314	009	20.000 - 40.000	300.000
	849G	314	016	200.000 - 300.000	300.000
	HM375R	314	016	20.000 - 40.000	280.000
	HM375R	314	018	20.000 - 40.000	280.000
	HM48L	314	012	20.000 - 40.000	120.000
	909G	314	040	100.000	100.000
	B21R	314	012	160.000	160.000
	B855	314	018	200.000 - 250.000	250.000
	B850	314	016	200.000 - 280.000	280.000
	B862	314	014	200.000 - 280.000	300.000
	B830	314	023	200.000 - 300.000	300.000
	828TG	314	017	160.000 - 200.000	250.000
	828TY	314	017	160.000 - 200.000	250.000





Kit	Figure	Shank	Size	Optimum rotary speed	Maximum rotary speed
SC02	845RH	314	018	200.000 - 250.000	250.000
	845RH	314	025	180.000	180.000
	850F	314	012	200.000 - 280.000	300.000
	856F	314	016	200.000 - 280.000	280.000
	850H	314	021	200.000 - 210.000	210.000
	856F	314	018	200.000 - 250.000	250.000
	856H	314	018	200.000 - 250.000	250.000
	856F	314	021	200.000 - 210.000	210.000
	801F	314	018	200.000 - 250.000	250.000
	801F	314	023	200.000 - 210.000	210.000
	845RF	314	018	200.000 - 250.000	250.000
	828Y	314	017	160.000 - 200.000	250.000
	833	314	023	200.000 - 300.000	300.000
	833F	314	023	200.000 - 300.000	300.000
	850H	314	012	200.000 - 280.000	300.000
	856H	314	016	200.000 - 280.000	280.000
	828G	314	017	160.000 - 200.000	250.000





Kit	Figure	Shank	Size	Optimum rotary speed	Maximum rotary speed
	S936C	104	200	25.000	40.000
	9736G	104	150	7.000 - 15.000	25.000
	882L	104	018	20.000	50.000
	850	104	018	20.000	50.000
	S805	104	018	20.000	50.000
	9770G	104	260	7.000 - 12.000	20.000
	9771G	104	170	7.000 - 12.000	20.000
	9771M	104	170	7.000 - 12.000	20.000
	9771F	104	170	7.000 - 12.000	20.000
	9771C	104	170	7.000 - 12.000	20.000
	DPO06	104	110	7.000 - 12.000	20.000
	943DC	104	100	30.000	40.000
	110	104	190	10.000	20.000
	100	104	220	10.000	20.000
	9734G	104	040	7.000 - 15.000	25.000
	9769M	104	170	3.000 - 8.000	20.000
	9769F	104	170	3.000 - 8.000	20.000


Kit	Figure	Shank	Size	Optimum rotary speed	Maximum rotary speed
	9771G	104	170	7.000 - 12.000	20.000
	9771M	104	170	7.000 - 12.000	20.000
	9771F	104	170	7.000 - 12.000	20.000
	9771C	104	170	7.000 - 12.000	20.000


Kit	Figure	Shank	Size	Optimum rotary speed	Maximum rotary speed
	9771G	204	140	7.000 - 12.000	20.000
	9771M	204	140	7.000 - 12.000	20.000
	9771F	204	140	7.000 - 12.000	20.000
	9771C	204	140	7.000 - 12.000	20.000


Kit	Figure	Shank	Size	Optimum rotary speed	Maximum rotary speed
	9770G	104	260	7.000 - 12.000	20.000
	9770M	104	260	7.000 - 12.000	20.000
	9771G	104	170	7.000 - 12.000	20.000
	9736G	104	150	7.000 - 15.000	25.000
	9735G	104	050	7.000 - 15.000	25.000
	9734G	104	040	7.000 - 15.000	25.000
	110	104	190	10.000	20.000
	882L	104	018	20.000	50.000
	850	104	018	20.000	50.000
	S805	104	018	20.000	50.000
	943DC	104	100	30.000	40.000
	S936C	104	200	25.000	40.000
	9771M	104	170	7.000 - 12.000	20.000
	9771F	104	170	7.000 - 12.000	20.000
	9771C	104	170	7.000 - 12.000	20.000

Kit	Figure	Shank	Size	Optimum rotary speed	Maximum rotary speed
 <p>SC01</p>	9770G	104	260	7.000 - 12.000	20.000
	9770M	104	260	7.000 - 12.000	20.000
	9770F	104	260	7.000 - 12.000	20.000
	9771G	104	170	7.000 - 12.000	20.000
	9771M	104	170	7.000 - 12.000	20.000
	9771F	104	170	7.000 - 12.000	20.000
	9736G	104	150	7.000 - 15.000	25.000
	9613V	900	220	7.000 - 10.000	20.000
	303RF	104	050	-	-
	9734G	104	040	7.000 - 15.000	25.000
	882L	104	018	20.000	50.000
	943DC	104	100	30.000	40.000
	863	104	016	20.000	50.000
	850	104	018	20.000	50.000
	S805	104	018	20.000	50.000
	S936C	104	200	25.000	40.000
	9771C	104	170	7.000 - 12.000	20.000

Kit	Figure	Shank	Size	Optimum rotary speed	Maximum rotary speed
 <p>LUS80</p>	9736G	104	150	7.000 - 15.000	25.000
	DPO02	104	040	7.000 - 12.000	20.000
	DPO03	104	110	7.000 - 12.000	20.000
	DPO05	104	040	7.000 - 12.000	20.000
	DPO06	104	110	7.000 - 12.000	20.000

Kit	Figure	Shank	Size	Optimum rotary speed	Maximum rotary speed
 <p>LUS100</p>	DPO02	204	040	7.000 - 12.000	20.000
	DPO07	204	060	7.000 - 12.000	20.000
	DPO05	204	040	7.000 - 12.000	20.000
	DPO08	204	060	7.000 - 12.000	20.000
	Z0801	314	010	Max. 150.000	300.000
	Z850F	314	018	Max. 150.000	300.000
	Z833F	314	023	Max. 150.000	300.000

Kit	Figure	Shank	Size	Optimum rotary speed	Maximum rotary speed
 <p>GC01</p>	S805	104	018	20.000	50.000
	9735G	104	050	7.000 - 15.000	25.000
	DPO03	104	110	7.000 - 12.000	20.000
	9771M	104	170	7.000 - 12.000	20.000
	DPO06	104	110	7.000 - 12.000	20.000
	9771C	104	170	7.000 - 12.000	20.000

Kit	Figure	Shank	Size	Optimum rotary speed	Maximum rotary speed
 <p>GC02</p>	805F	314	014	200.000 - 300.000	300.000
	862F	314	010	200.000 - 280.000	300.000
	830F	314	021	200.000 - 300.000	300.000
	DPO02	204	040	7.000 - 12.000	20.000
	9771M	204	140	7.000 - 12.000	20.000
	DPO05	204	040	7.000 - 12.000	20.000
	9771C	204	140	7.000 - 12.000	20.000

Kit	Figure	Shank	Size	Optimum rotary speed	Maximum rotary speed
LUS85	9736H	104	150	7.000 - 15.000	25.000
	Z652R	104	000	15.000 - 20.000	30.000
	DCA04	104	040	7.000 - 12.000	20.000
	DCA06	900	170	7.000 - 12.000	20.000
	DCA10	104	040	7.000 - 12.000	20.000
	DCA12	900	170	7.000 - 12.000	20.000
	303RF	104	050	-	-



Kit	Figure	Shank	Size	Optimum rotary speed	Maximum rotary speed
LUS91	DCA04	204	040	7.000 - 12.000	20.000
	DCA13	204	060	7.000 - 12.000	20.000
	DCA10	204	040	7.000 - 12.000	20.000
	DCA14	204	060	7.000 - 12.000	20.000
	Z0801	314	010	Max. 150.000	300.000
	Z0850	314	018	Max. 150.000	300.000
	Z0833	314	023	Max. 150.000	300.000



Kit	Figure	Shank	Size	Optimum rotary speed	Maximum rotary speed
GC03	S805	104	018	20.000	50.000
	9735H	104	050	7.000 - 15.000	25.000
	DCA06	900	170	7.000 - 12.000	20.000
	9771M	104	170	7.000 - 12.000	20.000
	DCA12	900	170	7.000 - 12.000	20.000
	9771C	104	170	7.000 - 12.000	20.000
	303RF	104	050	-	-



Kit	Figure	Shank	Size	Optimum rotary speed	Maximum rotary speed
GC04	805F	314	014	200.000 - 300.000	300.000
	862F	314	010	200.000 - 280.000	300.000
	830F	314	021	200.000 - 300.000	300.000
	DCA04	204	040	7.000 - 12.000	20.000
	9771M	204	140	7.000 - 12.000	20.000
	DCA10	204	040	7.000 - 12.000	20.000
	9771C	204	140	7.000 - 12.000	20.000



Kit	Figure	Shank	Size	Optimum rotary speed	Maximum rotary speed
GC07	HM79EX	104	040	20.000 - 25.000	50.000
	HM488FX	104	016	20.000 - 25.000	50.000
	DCA02	104	140	7.000 - 12.000	20.000
	DCA08	104	140	7.000 - 12.000	20.000
	DCA04	104	040	7.000 - 12.000	20.000
	DCA10	104	040	7.000 - 12.000	20.000
	9771M	104	170	7.000 - 12.000	20.000
	9771C	104	170	7.000 - 12.000	20.000
	9769F	104	170	7.500 - 10.000	15.000
	110	104	190	10.000	20.000
	150	104	220	10.000	10.000



Kit	Figure	Shank	Size	Optimum rotary speed	Maximum rotary speed
5901	Z0850	314	018	Max. 150.000	300.000
	Z850F	314	018	Max. 150.000	300.000
	Z0863	314	012	Max. 150.000	300.000
	Z863F	314	012	Max. 150.000	300.000
	Z0833	314	023	Max. 150.000	300.000
	Z833F	314	023	Max. 150.000	300.000
	Z801L	314	014	Max. 150.000	300.000
	Z0801	314	010	Max. 150.000	300.000
	Z838L	314	014	Max. 150.000	300.000



Kit	Figure	Shank	Size	Optimum rotary speed	Maximum rotary speed
2670	Z602	104	040	15.000 - 20.000	30.000
	Z623	104	060	15.000 - 20.000	30.000
	Z638	104	025	15.000 - 20.000	30.000
	Z652R	104	035	15.000 - 20.000	30.000
	Z667	104	035	15.000 - 20.000	30.000
	Z722	104	180	5.000 - 6.000	8.000
	Z732	104	050	15.000 - 20.000	30.000
	Z736	104	065	15.000 - 20.000	30.000



Kit	Figure	Shank	Size	Optimum rotary speed	Maximum rotary speed
LUS03	DCA06	900	170	7.000 - 12.000	20.000
	DCA04	104	040	7.000 - 12.000	20.000
	DCA03	104	200	7.000 - 12.000	20.000
	9524V	900	023	7.000 - 12.000	20.000
	DCA12	900	170	7.000 - 12.000	20.000
	DCA10	104	040	7.000 - 12.000	20.000
	DCA09	104	200	7.000 - 12.000	20.000
	9524P	900	023	7.000 - 12.000	20.000
	303RF	104	050	-	-



Kit	Figure	Shank	Size	Optimum rotary speed	Maximum rotary speed
LUS04	DCA04	204	040	7.000 - 12.000	20.000
	DCA15	204	100	7.000 - 12.000	20.000
	DCA13	204	060	7.000 - 12.000	20.000
	DCA10	204	040	7.000 - 12.000	20.000
	DCA16	204	100	7.000 - 12.000	20.000
	DCA14	204	060	7.000 - 12.000	20.000



Kit	Figure	Shank	Size	Optimum rotary speed	Maximum rotary speed
LUS01	9501U	104	055	7.000 - 10.000	20.000
	9507U	104	050	7.000 - 10.000	20.000
	9508U	104	110	7.000 - 10.000	20.000
	9509U	104	110	7.000 - 10.000	20.000
	9780	104	055	3.000 - 10.000	20.000
	9786	104	050	3.000 - 10.000	20.000
	9787	104	145	3.000 - 10.000	20.000
	9782	104	145	3.000 - 10.000	20.000



Kit	Figure	Shank	Size	Optimum rotary speed	Maximum rotary speed
LUS02	9503U	204	030	7.000 - 10.000	20.000
	9502U	204	045	7.000 - 10.000	20.000
	9508U	204	110	7.000 - 10.000	20.000
	9504U	204	070	7.000 - 10.000	20.000
	9785	204	030	3.000 - 10.000	20.000
	9780	204	040	3.000 - 10.000	20.000
	9781	204	060	3.000 - 10.000	20.000
	9782	204	100	3.000 - 10.000	20.000



Kit	Figure	Shank	Size	Optimum rotary speed	Maximum rotary speed
2663	9769M	204	100	10.000 - 12.000	20.000
	9769M	204	140	10.000 - 12.000	20.000
	9769F	204	100	10.000 - 12.000	20.000
	9769F	204	140	10.000 - 12.000	20.000



Kit	Figure	Shank	Size	Optimum rotary speed	Maximum rotary speed
GC05	S805	104	018	20.000	50.000
	9735G	104	050	7.000 - 15.000	25.000
	9769M	104	170	7.500 - 10.000	15.000
	9769F	104	170	7.500 - 10.000	15.000
	9787	104	145	3.000 - 10.000	20.000



Kit	Figure	Shank	Size	Optimum rotary speed	Maximum rotary speed
GC06	805F	314	014	200.000 - 300.000	300.000
	862F	314	010	200.000 - 280.000	300.000
	830F	314	021	200.000 - 300.000	300.000
	9762M	204	040	3.000 - 8.000	20.000
	9769M	204	140	10.000 - 12.000	20.000
	9762F	204	040	3.000 - 8.000	20.000
	9769F	204	140	10.000 - 12.000	20.000





Kit	Figure	Shank	Size	Optimum rotary speed	Maximum rotary speed
LUS66	9769M	204	140	10.000 - 12.000	20.000
	9769M	204	100	10.000 - 12.000	20.000
	9769F	204	140	10.000 - 12.000	20.000
	9769F	204	100	10.000 - 12.000	20.000
	D0132	314	008	20.000 - 40.000	300.000
	D0134	314	014	20.000 - 40.000	300.000
	D0379	314	023	20.000 - 40.000	300.000
	D0133	314	010	20.000 - 40.000	300.000
	D0135	314	014	20.000 - 40.000	300.000





Kit	Figure	Shank	Size	Optimum rotary speed	Maximum rotary speed
SF10 & SF14	SF10	-	-	7.000 - 10.000	20.000
	SF14	-	-	7.000 - 10.000	20.000





Kit	Figure	Shank	Size	Optimum rotary speed	Maximum rotary speed	
	JK01	9771G	204	140	7.000 - 12.000	20.000
	9771M	204	140	7.000 - 12.000	20.000	
	9771F	204	140	7.000 - 12.000	20.000	
	9771C	204	140	7.000 - 12.000	20.000	
	9744G	204	060	7.000 - 12.000	20.000	
	9744M	204	060	7.000 - 12.000	20.000	
	9744F	204	060	7.000 - 12.000	20.000	
	9744C	204	060	7.000 - 12.000	20.000	
	9746G	204	100	7.000 - 12.000	20.000	
	9746M	204	100	7.000 - 12.000	20.000	
	9746F	204	100	7.000 - 12.000	20.000	
	9746C	204	100	7.000 - 12.000	20.000	


Kit	Figure	Shank	Size	Optimum rotary speed	Maximum rotary speed	
	1470 & 1471	9752G	900	170	7.000 - 10.000	20.000
	9752M	900	170	7.000 - 10.000	20.000	
	9752F	900	170	7.000 - 10.000	20.000	
	305RF	104	050	-	-	


Kit	Figure	Shank	Size	Optimum rotary speed	Maximum rotary speed	
	LUS30	9746G	204	100	7.000 - 12.000	20.000
	9746F	204	100	7.000 - 12.000	20.000	
	9746C	204	100	7.000 - 12.000	20.000	
	9743G	204	040	7.000 - 12.000	20.000	
	9744G	204	060	7.000 - 12.000	20.000	
	9743F	204	040	7.000 - 12.000	20.000	
	9744F	204	060	7.000 - 12.000	20.000	
	9743C	204	040	7.000 - 12.000	20.000	
	9744C	204	060	7.000 - 12.000	20.000	


Kit	Figure	Shank	Size	Optimum rotary speed	Maximum rotary speed	
	LUS41	9770G	104	260	7.000 - 12.000	20.000
	9770F	104	260	7.000 - 12.000	20.000	
	9770C	104	260	7.000 - 12.000	20.000	
	9742G	104	040	7.000 - 12.000	20.000	
	9742F	104	040	7.000 - 12.000	20.000	
	9742C	104	040	7.000 - 12.000	20.000	


Kit	Figure	Shank	Size	Optimum rotary speed	Maximum rotary speed	
	2638	9572V	104	150	5.000 - 7.000	15.000
	9573V	104	100	5.000 - 7.000	15.000	
	9572P	104	150	5.000 - 7.000	15.000	
	9573P	104	100	5.000 - 7.000	15.000	
	9572H	104	150	5.000 - 7.000	15.000	
	9573H	104	100	5.000 - 7.000	15.000	
	HM251FX	104	060	20.000 - 25.000	50.000	
	HM79FX	104	040	20.000 - 25.000	50.000	

Kit	Figure	Shank	Size	Optimum rotary speed	Maximum rotary speed
	940F	104	200	25.000	40.000
	943DC	104	100	30.000	40.000
	9580H	104	056	5.000 - 7.000	15.001
	9580P	104	056	5.000 - 7.000	15.002
	9580V	104	056	5.000 - 7.000	15.003
	B23F	104	023	20.000 - 25.000	50.000
	B251F	104	060	20.000 - 25.000	50.000
	B79F	104	040	20.000 - 25.000	50.000

Kit	Figure	Shank	Size	Optimum rotary speed	Maximum rotary speed
	HM75FX	104	040	20.000 - 25.000	50.000
	9791	104	050	5.000 - 7.000	20.000
	9792	104	145	5.000 - 7.000	20.000
	9790	104	170	5.000 - 7.000	20.000
	150	104	220	10.000	10.000

Kit	Figure	Shank	Size	Optimum rotary speed	Maximum rotary speed
	150	104	220	10.000	10.000
	9507H	104	050	7.000 - 12.000	20.000
	HM79FT	104	040	20.000 - 25.000	50.000
	HM79HT	104	040	20.000 - 25.000	50.000

Kit	Figure	Shank	Size	Optimum rotary speed	Maximum rotary speed
	HMG34RS	314	012	160.000 - 230.000	300.000
	HM21RX	314	012	160.000	160.000
	HM31A	314	012	160.000 - 230.000	250.000
	HM31C	314	012	160.000	160.000
	B850	314	016	200.000 - 280.000	280.000
	B850	314	018	200.000 - 250.000	250.000
	B850	314	021	200.000 - 210.000	210.000
	B850	314	025	200.000 - 210.000	210.000
	B852	314	016	200.000 - 280.000	280.000
	B852	314	018	200.000 - 250.000	250.000

Kit	Figure	Shank	Size	Optimum rotary speed	Maximum rotary speed
	253	104	250	10.000	10.000
	253F	104	250	10.000	10.000
	253M	104	250	10.000	10.000
	253G	104	250	10.000	10.000

Flexible Polishers	Figure	Shank	Size	Optimum rotary speed	Maximum rotary speed
	9734G	104	040	7.000 - 15.000	25.000
	9734G	204	040	7.000 - 15.000	25.000
	9734H	104	040	7.000 - 15.000	25.000
	9734H	204	040	7.000 - 15.000	25.000
	9735G	104	050	7.000 - 15.000	25.000
	9735H	104	050	7.000 - 15.000	25.000
	9736G	104	150	7.000 - 15.000	25.000
	9736H	104	150	7.000 - 15.000	25.000
	9738G	104	050	7.000 - 15.000	25.000
	9738H	104	050	7.000 - 15.000	25.000
	9741F	204	030	7.000 - 12.000	20.000
	9741F	314	030	7.000 - 12.000	20.000
	9741G	204	030	7.000 - 12.000	20.000
	9741M	204	030	7.000 - 12.000	20.000
	9741M	314	030	7.000 - 12.000	20.000
	9742F	204	040	7.000 - 12.000	20.000
	9743C	204	040	7.000 - 12.000	20.000
	9743F	204	040	7.000 - 12.000	20.000
	9743G	204	040	7.000 - 12.000	20.000
	9743M	204	040	7.000 - 12.000	20.000
	9744C	204	060	7.000 - 12.000	20.000
	9744F	204	060	7.000 - 12.000	20.000
	9744G	204	060	7.000 - 12.000	20.000
	9744M	204	060	7.000 - 12.000	20.000
	9746C	204	100	7.000 - 12.000	20.000
	9746F	204	100	7.000 - 12.000	20.000
	9746G	204	100	7.000 - 12.000	20.000
	9746M	204	100	7.000 - 12.000	20.000
	9749F	204	110	7.000 - 12.000	20.000
	9749G	204	110	7.000 - 12.000	20.000
	9749M	204	110	7.000 - 12.000	20.000
	9742C	104	040	7.000 - 12.000	20.000
	9742F	104	040	7.000 - 12.000	20.000
	9742G	104	040	7.000 - 12.000	20.000
	9742H	104	040	7.000 - 12.000	20.000
	9742M	104	040	7.000 - 12.000	20.000
	9749F	104	110	7.000 - 12.000	20.000
	9749G	104	110	7.000 - 12.000	20.000
	9749M	104	110	7.000 - 12.000	20.000
	9752C	104	170	7.000 - 10.000	20.000
	9752C	900	170	7.000 - 10.000	20.000
	9752F	104	170	7.000 - 10.000	20.000
	9752F	900	170	7.000 - 10.000	20.000
	9752G	104	170	7.000 - 10.000	20.000
	9752G	900	170	7.000 - 10.000	20.000
	9752H	104	170	7.000 - 10.000	20.000
	9752H	900	170	7.000 - 10.000	20.000
	9752M	104	170	7.000 - 10.000	20.000
	9752M	900	170	7.000 - 10.000	20.000
	9753F	104	150	7.000 - 10.000	20.000
	9753F	900	150	7.000 - 10.000	20.000
	9753G	104	150	7.000 - 10.000	20.000
	9753G	900	150	7.000 - 10.000	20.000
	9753M	104	150	7.000 - 10.000	20.000
	9753M	900	150	7.000 - 10.000	20.000
	9754M	204	055	3.000 - 5.000	15.000
	9754F	204	055	3.000 - 5.000	15.000
	9755M	204	040	3.000 - 8.000	15.000
	9755F	204	040	3.000 - 8.000	15.000
	9756M	204	060	3.000 - 8.000	15.000
	9756F	204	060	3.000 - 8.000	15.000

Flexible Polishers	Figure	Shank	Size	Optimum rotary speed	Maximum rotary speed
	9757M	204	110	3.000 - 8.000	15.000
	9757F	204	110	3.000 - 8.000	15.000
	9770C	104	260	7.000 - 12.000	20.000
	9770F	104	260	7.000 - 12.000	20.000
	9770G	104	260	7.000 - 12.000	20.000
	9770H	104	260	7.000 - 12.000	20.000
	9770M	104	260	7.000 - 12.000	20.000
	9771C	104	170	7.000 - 12.000	20.000
	9771C	104	260	7.000 - 12.000	20.000
	9771C	204	100	7.000 - 12.000	20.000
	9771C	204	140	7.000 - 12.000	20.000
	9771F	104	170	7.000 - 12.000	20.000
	9771F	104	260	7.000 - 12.000	20.000
	9771F	204	100	7.000 - 12.000	20.000
	9771F	204	140	7.000 - 12.000	20.000
	9771G	104	170	7.000 - 12.000	20.000
	9771G	104	260	7.000 - 12.000	20.000
	9771G	204	100	7.000 - 12.000	20.000
	9771G	204	140	7.000 - 12.000	20.000
	9771M	104	170	7.000 - 12.000	20.000
	9771M	104	260	7.000 - 12.000	20.000
	9771M	204	100	7.000 - 12.000	20.000
	9771M	204	140	7.000 - 12.000	20.000
	DPO01	104	200	7.000 - 12.000	20.000
	DPO04	104	200	7.000 - 12.000	20.000
	DPO02	104	040	7.000 - 12.000	20.000
	DPO02	204	040	7.000 - 12.000	20.000
	DPO05	104	040	7.000 - 12.000	20.000
	DPO05	204	040	7.000 - 12.000	20.000
	DPO03	104	110	7.000 - 12.000	20.000
	DPO06	104	110	7.000 - 12.000	20.000
	DPO07	204	060	7.000 - 12.000	20.000
	DPO08	204	060	7.000 - 12.000	20.000
	DPO09	104	170	7.000 - 12.000	20.000
	DPO09	900	170	7.000 - 12.000	20.000
	DPO10	104	170	7.000 - 12.000	20.000
	DPO10	900	170	7.000 - 12.000	20.000
	DCA01	104	260	7.000 - 12.000	20.000
	DCA07	104	260	7.000 - 12.000	20.000
	DCA02	104	140	7.000 - 12.000	20.000
	DCA08	104	140	7.000 - 12.000	20.000
	DCA03	104	200	7.000 - 12.000	20.000
	DCA09	104	200	7.000 - 12.000	20.000
	DCA04	104	040	7.000 - 12.000	20.000
	DCA04	204	040	7.000 - 12.000	20.000
	DCA10	104	040	7.000 - 12.000	20.000
	DCA10	204	040	7.000 - 12.000	20.000
	DCA05	104	110	7.000 - 12.000	20.000
	DCA11	104	110	7.000 - 12.000	20.000
	DCA06	104	170	7.000 - 12.000	20.000
	DCA06	900	170	7.000 - 12.000	20.000
	DCA12	104	170	7.000 - 12.000	20.000
	DCA12	900	170	7.000 - 12.000	20.000
	DCA13	204	060	7.000 - 12.000	20.000
	DCA14	204	060	7.000 - 12.000	20.000
	DCA15	204	100	7.000 - 12.000	20.000
	DCA16	204	100	7.000 - 12.000	20.000
	9652H	204	045	7.000 - 15.000	25.000
	9652P	204	045	7.000 - 15.000	25.000
	9652V	204	045	7.000 - 15.000	25.000
	9653H	204	070	7.000 - 15.000	25.000

Flexible Polishers	Figure	Shank	Size	Optimum rotary speed	Maximum rotary speed
	9653P	204	070	7.000 - 15.000	25.000
	9653V	204	070	7.000 - 15.000	25.000
	9613H	900	220	7.000 - 10.000	20.000
	9613P	900	220	7.000 - 10.000	20.000
	9613V	900	220	7.000 - 10.000	20.000
	9617H	900	220	7.000 - 10.000	20.000
	9617P	900	220	7.000 - 10.000	20.000
	9617V	900	220	7.000 - 10.000	20.000
	9619H	900	060	7.000 - 10.000	20.000
	9619P	900	060	7.000 - 10.000	20.000
	9619V	900	060	7.000 - 10.000	20.000
	9769F	104	140	3.000 - 8.000	20.000
	9769F	104	170	3.000 - 8.000	20.000
	9769F	204	100	3.000 - 8.000	20.000
	9769F	204	140	3.000 - 8.000	20.000
	9769M	104	140	3.000 - 8.000	20.000
	9769M	104	170	3.000 - 8.000	20.000
	9769M	204	100	3.000 - 8.000	20.000
	9769M	204	140	3.000 - 8.000	20.000
	9760F	204	100	3.000 - 8.000	20.000
	9760M	204	100	3.000 - 8.000	20.000
	9762F	204	040	3.000 - 8.000	20.000
	9762M	204	040	3.000 - 8.000	20.000
	9766F	204	050	3.000 - 8.000	20.000
	9766M	204	050	3.000 - 8.000	20.000
	9767F	204	030	3.000 - 8.000	20.000
	9767F	314	030	3.000 - 8.000	20.000
	9767M	204	030	3.000 - 8.000	20.000
	9767M	314	030	3.000 - 8.000	20.000
	9768F	204	060	3.000 - 8.000	20.000
	9768M	204	060	3.000 - 8.000	20.000
	9780	204	040	3.000 - 10.000	20.000
	9781	204	060	3.000 - 10.000	20.000
	9782	204	100	3.000 - 10.000	20.000
	D9780	204	041	3.000 - 10.000	10.000
	D9781	204	057	3.000 - 10.000	10.000
	D9782	204	080	3.000 - 10.000	10.000
	9712F	204	040	5.000 - 8.000	20.000
	9712G	204	040	5.000 - 8.000	20.000
	9712M	204	040	5.000 - 8.000	20.000
	9713F	314	033	5.000 - 8.000	20.000
	9713M	314	033	5.000 - 8.000	20.000
	9714F	204	060	5.000 - 8.000	20.000
	9714G	204	060	5.000 - 8.000	20.000
	9714M	204	060	5.000 - 8.000	20.000
	9718F	204	100	5.000 - 8.000	20.000
	9718G	204	100	5.000 - 8.000	20.000
	9718M	204	100	5.000 - 8.000	20.000
	9526P	204	047	7.000 - 10.000	20.000
	9526V	204	047	7.000 - 10.000	20.000
	9527P	204	033	7.000 - 10.000	20.000
	9527V	204	033	7.000 - 10.000	20.000
	9528P	204	065	7.000 - 10.000	20.000
	9528V	204	065	7.000 - 10.000	20.000
	9793	104	145	5.000 - 7.000	20.000
	9792	104	145	5.000 - 7.000	20.000
	9791	104	050	5.000 - 7.000	20.000
	9790	104	260	5.000 - 7.000	20.000
	9790	104	170	5.000 - 7.000	20.000
	9790	104	140	5.000 - 7.000	20.000

All rights reserved.

Reproduction, also by extract and reproducing photos, are only permitted with written authorization of Hager & Meisinger GmbH, Neuss.

All offers, orders, and deliveries are subject to Meisinger's "General Sales and Delivery Terms."

We reserve the right to modify our range of products and their design as well as to deviate from the illustrations and data shown.

Products marked with the symbol ® are registered trademarks of the respective manufacturer.



registered trademarks

Hager & Meisinger GmbH

Hansemannstr. 10
41468 Neuss | Germany
Phone: +49 2131 2012-0
Fax: +49 2131 2012-222
E-Mail: info@meisinger.de
Internet: www.meisinger.de

Meisinger USA. L.L.C.

10150 E. Easter Avenue
Centennial, Colorado 80112 | USA
Phone: +1 (303) 268-5400
Toll free: +1 (866) 634-7464
Fax: +1 (303) 268-5407
E-Mail: info@meisingerusa.com
Internet: www.meisingerusa.com